

Community Safety Partnership

Date and Time: Wednesday, 19 December 2018, 10:00 am - 1:00 pm
Venue: Conference Centre, Barking Learning Centre, Town Square, Barking

A G E N D A

	Presenter	Time	Pages
1. Introductions and Apologies for Absence	Chair	2 mins	Verbal
2. Declaration of Interests	Chair	2 mins	Verbal
Members are asked to declare any personal or prejudicial interest they may have in any matter which is to be considered at this meeting.			
3. Minutes and Action Log	Chair	5 mins	1 - 7
4. London CRC Annual Stakeholders Survey	S Calder	5 mins	Verbal
5. Modern Slavery	H North-Stephens	5 mins	Verbal
6. East BCU Stop & Search Monitoring Groups	S Thompson	5 mins	Verbal
7. Demographic Breakdown of CYP in B&D	D James	15 mins	9 - 35
8. MPS Burglary Data	Neil Matthews	10 mins	37 - 45
9. Feedback YOS Inspection (RESTRICTED)	Angie Fuller	15 mins	Circulated separately
This document is restricted and has been circulated to board members separately.			
10. Crime and Disorder Strategic Assessment 6 monthly review (RESTRICTED)	Daniel James	60 mins	Circulated separately
This document is restricted and has been circulated to board members separately.			
11. Forward Plan	Chair	5 mins	47 - 48

- | | | | |
|---------------------------------|-------|--------|--------|
| 12. Any Other Business | Chair | 5 mins | Verbal |
| 13. Date of Next Meeting | Chair | 2 mins | |

Community Safety Partnership Board
Wednesday 27 March 2019, 10.00am-1.00pm
Conference Room 1, Barking Learning Centre

This page is intentionally left blank

Community Safety Partnership Board Minutes

Wednesday 26 September, 10.00-1.00pm

Barking Learning Centre, Conference Room

Present: April Bald, Angie Fuller, Councillor Margaret Mullane, Daniel James, Fiona Taylor (**Chair**), Florence Henry, John Goodwin, Jonathon Toy, Matthew Cole, Sonia Drozd, Sangeeta Bhuhi, Stephen Norman, Stephen Thompson, Suzanne Nidai and Tara Poore.

Apologies: Greg Tillett, Hazel North-Stephens, Jennie Coombs, John Cooze, John Goodwin, Katherine Gilcreest, Lucy Satchell-Day, Melody Williams, Neil Matthews, Pip Salvador-Jones, Rita Chadha, Sharon Morrow and Steve Calder.

Minutes: Jade Hodgson, Community Safety Policy Officer

Minutes

1. **Introductions and Apologies for Absence**

The chair welcomed the board and introductions and apologies were noted. The board welcomed Sangeeta Bhuhi as the new MOPAC link officer and April Bald as the new Operational Director for Childrens' Care and Support. The chair highlighted the board is an open public meeting however the second half of the board will be a private session for workshops and shared learning.

2. **Declarations of Interest**

No declarations of interest.

3. **Minutes and Action Log**

Minutes from July's CSP board were review by members highlighted changes to be made. Comments were provided electronically via members who were not in attendance, these changes have been made. The action log was reviewed, and the following were added.

ACTION: CSP members to send potential schemes for Community Payback to Jonathon Toy.

ACTION:

ACTION: Jade Hodgson to circulate data from Steve Calder CRC regarding BBR breakdown. (Complete)

4. **Stop and Search Update**

Inspector John Goodwin updated members on the Section 60 that was put in place on Wednesday 19 September 2018. Steve Thompson raised concerns as to whether there is the correct level of resource to be able to deliver the section 60 for a large focus area. The Section 60 covered from Dagenham Heathway through to Romford Town Centre. It is vital that we ensure there is enough resource to implement and deliver the Section 60 to ensure we don't lose community confidence.

ACTION: Fiona Taylor to contact Neil Matthews to request report on Stop and Search. (Complete)

ACTION: Neil Matthews to circulate a briefing to CSP members on Stop and Search within the borough. (Complete)

5. **Information Sharing Agreements**

Fiona Taylor highlighted that ISA's have been requested and those submitted are not fit for purpose, following requests B&D will commission an overarching ISA to cover the CSP. On behalf of Rita Chadha, Fiona Taylor highlighted the importance of the ISA given the

opportunities for joint funding applications on serious youth violence. All members approved an overarching ISA is the best way to take this forward.

ACTION: Fiona Taylor to commission overarching ISA for the CSP. (In Progress)

6. Community Safety Plan

Jade Hodgson updated members on the development of the Community Safety Plan. Continuous work is being done to ensure that the plan aligns with other strategies developed through partnership boards. The plan is being aligned with the Joint Health and Wellbeing Strategy and the Violence Against Women and Girls Strategy to highlight shared priorities and to ensure the language is consistent. Work is also being done to ensure the plan links with the mayoral priorities. Jade Hodgson highlighted that the sign off timescale has altered and will be presented to Corporate Strategy Group (CSG – the Councils Chief Officer Group) in November and Cabinet in December 2018. Members noted the following;

- Children and Young People priority group could include wider information around contextual safeguarding.
- A stronger focus is on required on CSP priorities.
- Align with other strategic proposals i.e. Prevent and ComSol.

Jonathon Toy outlined that the document reflects priorities on both a regional and local level and focuses on two main areas round Criminal Justice and Transition and Trauma. The plan outlines cross cutting themes, Fire Safety, Perception of Safety and Persistent Offenders as well as emerging trends.

Jonathon Toy and Jade Hodgson welcomed further comments from CSP members on the development of the Community Safety Plan.

ACTION: Jade Hodgson to send updated plan to CSP members for review and comments. (Complete)

ACTION: April Bald/ Angie Fuller to update the CYP priority slide to include contextual safeguarding. (Complete)

ACTION: All subgroup leads to review priority slides to ensure all areas and reference to strategies are included.

ACTION: All members to review Community Safety Plan and send comments to Jade Hodgson.

Members of the board highlighted the direct impact the BCU has had on MPS representation for boards and subgroup meetings. It was highlighted that this has been seen across all strategic board structures. The board recognised the difficulty within police structures however members emphasised the need for a consistent representative at the correct seniority to update and take matters forward.

ACTION: Fiona Taylor to liaise with MPS to discuss having a continuous representative at boards and subgroups at the correct seniority. (Complete)

7. Violence against Women and Girls (VAWG) Strategy

Sonia Drozd updated members on the development of VAWG Strategy on behalf of Hazel North-Stephens. It was noted that the strategy is in the final stages of development and has been taken to the board to ensure all members have had sight of the document. The strategy has been developed through consultation forums, VAWG subgroup, service users and survivors' feedback. CSG have approved the strategy and next stage is to go to Health and Wellbeing Board in November 2018. The following feedback was noted;

- Needs a wider conversation around commissioning arrangements, a commissioning group was favoured to combine all elements linked to the VAWG strategy. A plan is being pulled together to identify how we should commission services going forward.
- Development of a pathway, similar to the Hoarding Pathway, would be useful to ensure people can identify the correct route and what options are available throughout the commissioning process.
- As this is a public facing document the language needs to be reviewed to ensure both residents and professionals understand what is being put forward, for example using terminology such as Trauma Informed
- MOPAC highlighted that the commissioning will need to consider the PAN London changes to DV services.
- The CVS questioned the continued use of the word resilience.
- Could the strategy include the issue of domestic violence and no recourse to public funds either through the strategy or the action plan?
- The strategy could also be strengthened by structural inequality as opposed to fairness, cohesion and diversity.
- CVS would welcome the acknowledgment on changes to the social care workforce post Brexit.
- Will the council consider include the 10 day paid offer for domestic violence survivors proposed by the Labour Party?
- The CVS applauded the commitment to lived experience.

ACTION: Hazel North-Stephens to review language within the strategy to ensure that both residents and professionals can understand what is being presented. (Complete)

ACTION: CSP members to send any comments/ feedback on the plan to Sonia Drozd. (Complete)

ACTION: Sonia Drozd/Hazel North-Stephens to move forward with commissioning group for DV services. (Complete)

ACTION: Hazel North-Stephens to report back to Rita Chadha regarding the inclusion of the no recourse to public funds and the 10 day paid offer for DV. (Complete)

8. Update on DVHR Investigations

Fiona Taylor updated members of the board on the DHR process and open investigations. The chair highlighted that the process of identifying the membership will be agreed to ensure once a decision is made we can move forward in a timely manner. The requirements are for the CSP to agree an Independent chair, MOPAC are supporting with liaising with other boroughs to pull together a directory on independent chairs and experience of working with the chairs. MOPAC role will be to connect boroughs rather than offering recommendations. The CSP chair will write to members regarding any recommendation of an Independent chair at the appropriate time.

There is no further information available on the current cases to date however members will be kept informed once further information is available.

9. Workshops

A number of CSP members delivered 4 presentations, these sessions were held to address a range of Community Safety priorities and shared priorities across partnership boards.

9a. Joint Health and Wellbeing Strategy

Matthew Cole and Florence Henry updated CSP members on the development of the Joint Health and Wellbeing Strategy. The strategies visions are to improve the health and wellbeing of residents and reduce inequalities at every stage of people's lives by 2023. The refreshed strategy focuses on three themes, best start in life, early diagnosis and building

resilience, these areas of focus have been identified by Health and Wellbeing Board as the areas that will have the biggest impact on resident's lives.

The strategy sets out the six outcomes which we aim to achieve in Barking and Dagenham. Four of these outcomes relate to resilience and focusing on Adverse Childhood Experiences, education and skills and employment, physical and mental wellbeing and ageing well. The proposed outcomes of what we aim to achieve in Barking and Dagenham and the increased need for building social capital and structural factors are shared across strategic boards highlighting the need for strong joined up working. Members noted that the outcomes focus around Improving Access to Psychological Therapies (IAPT) need to include how aces and experiences are having an effect on children within families. Across partners and organisations, we are realising the need for a different approach and now is as good a time as any to drive these changes.

Members of the board highlighted the increasing need for further focus on lower level emotional support to support ACE's and mental health services within schools. Steve Norman put forward the potential of using the Safe Drive, Stay Alive concept and tailoring this in terms of health as a way on creating significant impact.

The Strategy has been aligned with partnership plans and strategies to ensure it highlights shared priorities and where there is requirement for partnership working. It was noted that the strategy will be going to public consultation in November and presented to the HWBB in February 2019 with commissioning intentions for April/July 2019.

ACTION: Matthew Cole to circulate the full School Survey report CSP members. (Complete)

9b. Trauma Informed Model

Jade Hodgson presented the Trauma Informed Health Intervention, the model is a trauma informed response to youth violence designed to support children and young people (CYP) at an earlier age who are at risk of becoming involved in violence and crime. There is a body of evidence that support indicators of behavioural issues for children and young people from school years 5 and 6 therefore we have focused on delivering the model for this cohort.

The model has been developed collaboratively with local schools, voluntary organisations and community organisations to design a programme that can be implemented through local schools as a form of preventative work. The programme has been heavily based on the understanding of Aces and the impacts that this has on later life, this foundation links into the Joint Health and Wellbeing Strategy outcomes around Adverse Childhood Experiences.

The board opened discussion on how organisations and partners can support the delivery of trauma informed care. The following was discussed;

- LBBB substance misuse service have recommissioned services to become trauma informed supporting the targeted intervention tier within the trauma informed health intervention model. The service has adapted a trauma response to counselling provisions for both adult and childrens services which include a clinical psychologist. Involving family members within the services will support the development of social capital within the joint health and wellbeing strategy.
- Angie Fuller advised that the YOS have commissioned a senior parenting worker to undertake the RockPool ACE's programme training. The board need to identify how we can we bring current provision and new work together.
- Steve Norman highlighted the need for further preventative work before primary schools and school preparedness identifying family environment pressures around the young person/child. The Safeguarding Adults Board (SAB) have a priority of

childhood neglect which links to the best start in life for the Joint Health and Wellbeing Strategy.

9c. Fire Safety

Steve Norman delivered a workshop on fire safety and prevention to highlight the importance of a partnership approach and best practice for fire safety. The workshop aimed to identify how to collectively recognise the risks across agencies to support the London Fire Service in delivering effective services. An update on current structures and an interim cover for future boards was provided. Lee Walker has been assigned as an interim replacement for Steve Norman. All correspondence should be sent to Lee Walker and copy in Steve Norman.

An update was provided on the dwelling fire in Barking and Dagenham on Tuesday 25th September. The fire caused damage to two houses, it was identified that the partitioning of the house was what caused the fire to spread into the second home. Steve Norman highlighted that no one was hurt as a result of the fire.

Grenfell inquiry is currently on phase 1 reviewing everything that happened on the night of the incident, phase 2 will start in new year reviewing what led up to the night. There have been a number of buildings identified with cladding including private sector buildings that do not meet regulations. There has been a focus on blocks of flats above 8 meters.

How do we identify the risk?

Fire safety in the home training packages have been delivered, the London Fire Service would like to deliver this free training to all council workers and workers contracted to the local authority to increase the opportunity of identifying fire risks. A free online training package on Fire Safety in the Home for all who have contact with vulnerable people or who manage people who have contact with vulnerable people. This was developed in partnership with London Fire Brigade and the TSA. All CSP partners should encourage their staff to carry out the training. The link is <https://www.tsa-voice.org.uk/fire-safety-in-the-home>.

There is an appetite to conduct further work looking at fly tipping, identifying inadequate doors/frames, hoarding etc. The chair highlighted work is being done within the council to address areas such as fly tipping across Enforcement and Public Realm Services.

The London Fire Service don't have much involvement with police estates meetings or MPS representatives at fire safety groups. Members agreed a representative from LFB should be in attendance to ensure joined up working and information sharing across correct agencies.

ACTION: Steve Norman to send John Goodwin information for the Fire Safety group to arrange for an MPS representative to attend. (Complete)

ACTION: Steve Norman to send Fiona Taylor details of LFB home training package to circulate to board members. (Complete)

ACTION: Fiona Taylor to circulate LFB Fire safety in the home training packages to CSP members, work with April Bald to identify Key professionals to uptake training offer.

ACTION: Jade Hodgson to provide contacts for boroughs dementia lead to Steve Norman. (Complete)

9d. Knife Crime and Serious Violence Action Plan

ACTION: Jade Hodgson to circulate the Knife Crime and Serious Violence Action Plan. (Complete)

10. Forward Plan

Fiona Taylor asked for members to review the forward plan and called for any future agenda items. Members agreed the next partnership board in December 2018 will focus on the 6-monthly Crime and Disorder Strategic Assessment Review as the substantive item.

11. Any Other Business

No other business to note.

12. Details of next meeting

Community Safety Partnership Board
Wednesday 19 December 2018, 10:00-13:00pm
Barking Learning Centre, Conference Room

DRAFT

No	Action required	Date of Meeting	Due Date	Responsible Manager(s)	Status	Comments/Update
1	Jonathan Toy to write protocol on HMO's and potential displacement of vulnerable people to be signed off as a partnership and brought back to December meeting for endorsement.	12 September 2017	28 February 2018	Jonathan Toy	Open	Action in hand
2	Jonathon Toy to compile an operation plan for the PSPO's once met with the Intel Tasking Group.	13 December 2017	13 March 2018	Jonathon Toy	Open	
3	Neil Matthews to provide problem solving profile of key gangs and associates for the ending gang and youth violence case management meeting (next meeting scheduled in April 2018).	28 March 2018	01 April 2018	Neil Matthew	Open	
4	work is being done around victim profiling and the changes to reporting for victims. Further work needs to be done to identify why under reporting is a local issue for Barking and Dagenham. Fiona Taylor to liaise with Tom Hook around potentially having the insight team to look into reasons of under reporting locally.	28 March 2018	01 May 2018	Fiona Taylor	Open	
5	Angie Fuller and Dan James to provide changing demographic breakdown and profiling of young people involved in criminal behaviour to board members.	04 July 2018	19 December 2018	Angie Fuller/ Dan James	Open	Item scheduled for December CSP
6	Katherine Gilcreest to look at Hate Crime Referrals and report back to the CSP on why referrals have decreased.	04 July 2018	01 August 2018	Katherine Gilcreest	Open	Jade Hodgson chased 28 Sept, 17 Oct 2018 and 01 November. Update to be circulated to csp members.
7	Sean Wilson to look into data and base line figures for burglary including when the data has been measured and report back to the CSP board.	04 July 2018	19 December 2018	Neil Matthews	Open	Reallocated from Sean Wilson Item scheduled for December CSP
8	Police leads to review resources to ensure there is the correct levels of enforcement to implement the Heathway PSPO.	04 July 2018	ASAP	Neil Matthews	Open	Reallocated from Sean Wilson
9	CSP members to send potential schemes for Community Payback to Jonathon Toy.	26 September 2018	Ongoing	CSP members	Open	
10	Fiona Taylor to commission overarching ISA for the CSP.	26 September 2018	01 November 2018	Fiona Taylor	Open	In process, ISA currently going through legal for comments.
11	April Bald/ Angie Fuller to update the CYP priority slide to include contextual safeguarding.	26 September 2018	22 October 2018	April Bald	Closed	
12	All subgroup leads to review priority slides within the Community Safety Plan to ensure all areas and reference to strategies are included.	26 September 2018	22 October 2018	All subgroup	Open	
13	All members to review Community Safety Plan and send comments to Jade Hodgson.	26 September 2018	22 October 2018	All members	Open	
14	Fiona Taylor to liaise with MPS to discuss having a continuous representative at boards and subgroups at the correct seniority.	26 September 2018	01 November 2018	Fiona Taylor	Closed	
15	Hazel North-Stephens to review language within the strategy to ensure that both residents and professionals can understand what is being presented.	26 September 2018	01 November 2018	Hazel North- Stephens	Closed	
16	CSP members to send any comments/ feedback on the plan to Sonia Drozd and Hazel North-Stephens.	26 September 2018	22 October 2018	CSP members	Closed	
17	Sonia Drozd/Hazel North-Stephens to move forward with commissioning group for DV services.	26 September 2018	01 November 2018	Sonia Drozd	Closed	A preliminary meeting has been scheduled for 29 october 2018
18	Hazel North-Stephens to report back to Rita Chadha regarding the inclusion of the no recourse to public funds and the 10 day paid offer for DV.	26 September 2018	22 October 2018	Hazel North	Closed	
19	Steve Norman to send John Goodwin the information for the Fire Safety group to arrange for an MPS representative to attend.	26 September 2018	22 October 2018	Steve Norman	Closed	
20	Fiona Taylor to circulate LFB training package to CSP members and work with April Bald to identify professionals to uptake training.	26 September 2018	22 October 2018	Fiona Taylor	Open	

This page is intentionally left blank

COMMUNITY SAFETY PARTNERSHIP

REPORT

Subject: Demographic Breakdown of Children and Young People

Date: Wednesday 19 December 2018

Author: Daniel James, Intelligence and Analysis Officer

Contact: Daniel.james@lbbd.gov.uk

Security: [UNPROTECTED]

1. Introduction

- 1.1 This report provides an overview of offences committed by young people from Barking and Dagenham and the demographic breakdown of the young people involved. Data has been taken from the supplementary tables of the [annual youth justice statistics](#). The latest annual release covers the 2016/17 period. Comparison with regional and national figures are provided. Updates for the 2017/18 period should be available in late January 2019.
-

2. Key Observations

Demographics

- 2.1 There were 222 Children and Young People (CYP) from Barking and Dagenham who received a caution or conviction in 2016/17.
- 2.2 Although this is an increase on the year before overall levels have decreased over time and are 34% lower than 2010/11.
- 2.3 In comparison both England and Wales and London have seen year on year decreases since 2010/11 with a 57% decrease and a 44% decrease respectively at the year ending March 2017. This indicates that the rate of Barking and Dagenham's decrease in the number of young people receiving a caution or conviction is slower than regional and national averages.
- 2.4 In 2017-18, 15 to 17 year olds made up 70% of the offending population despite accounting for only 34% of the total 10 to 17 year old target population within the borough.

- 2.5 15 to 17 year olds are therefore overrepresented within the offending data compared to the local population estimates. This is a common theme seen across both regional and national figures.
- 2.6 The levels of BAME offending are proportionate to the make-up of the borough. In comparison both London and England and Wales had an over representation of BAME receiving a caution or conviction in 2016/17.
- 2.7 Males continue to make up the majority of young people receiving a caution or conviction in the borough in 2016/17, a theme consistent with London and England and Wales figures.
- 2.8 Between 2010-11 and 2016-17 the number of 15 to 17 year olds from Barking and Dagenham who received a caution or conviction has decreased (-43%) in comparison to the number of 10 to 14 year olds which saw a 3% increase. From 2014/15 to 2015/16 there was an increase in both the number 10 to 14 year olds and 15 to 17 year olds receiving a caution or conviction in Barking and Dagenham, but the 10-14 year olds have continued to increase into 2016/17 whereas the 15 to 17 year olds have declined. This does not follow regional and national trends which have both seen year on year decreases across both age groups.

Offences:

- 2.9 The 222 CYP from Barking and Dagenham committed 670 proven offences in 2016/17. Although this is lower than a recent peak in 2010-11 of 776 offences there has been year on year increases in the number of offences by Barking and Dagenham CYP from 2014/15 to 2016/17. Barking and Dagenham doesn't follow the regional and national trends for the same periods to 2016/17 which has seen year on year decreases in the number of proven offences by CYP.
- 2.10 In Barking and Dagenham since 2010/11 to 2016/17 there has been an increase in half of all the offences groups with the largest increases seen in Violence Against the Person offences, unauthorised vehicle taking and sexual offences. In comparison across the same period there has been a decrease in all offence groups across both England and Wales and London with the exception of unauthorised vehicle taking in London by CYP which has seen a 24% increase.
- 2.11 The top five offences committed by CYP in Barking and Dagenham in 2016/17 by volume was: Violence Against the Person, Theft and Handling, Drugs, Criminal Damage, Robbery. This is consistent with previous years.

3. Recommendations

It is recommended that the Community Safety Partnership Board:

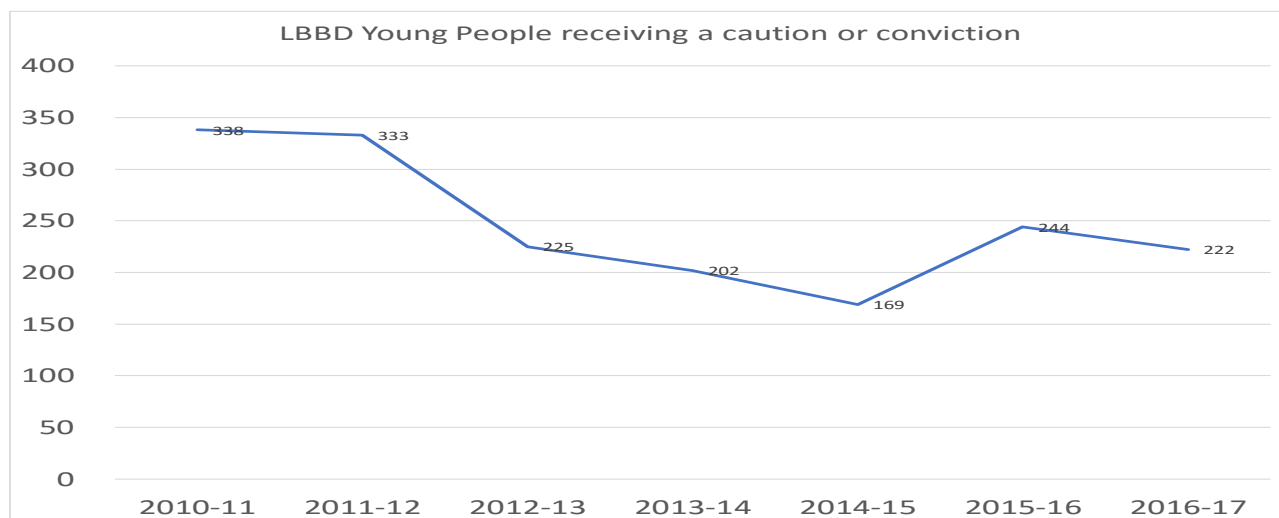
- To note the contents of the report. Board members are invited to raise questions and further lines of enquiry at the Community Safety Partnership meeting on 19 December 2018.

4. Demographics of children and young people offending

- 4.1 For Barking and Dagenham in the year ending March 2017:

- There were 222 young people who received a caution or conviction, a fall of 116 young people (-34.3%) compared to -22.1% across London and -51.6% across England and Wales.
- When compared to the previous year there was a fall of 22 young people (-9.1%) from Barking and Dagenham. Across London there was a fall of 3.1% and across England and Wales there was a fall of 6.2%.

Figure 4.1: Number of individual children and young people given a caution or conviction, Barking and Dagenham, years ending March 2007 to March 2017



4.2 In Barking and Dagenham there were year on year falls between 2010/11 to 2014/15. An increase was seen in 2015/16 before decreasing again within 2016/17. At the end of 2016/17 levels were 34% lower than 2010/11. In comparison both England and Wales and London have seen year on year decreases since 2010/11 with a 57% decrease and a 44% decrease respectively at the year ending March 2017.

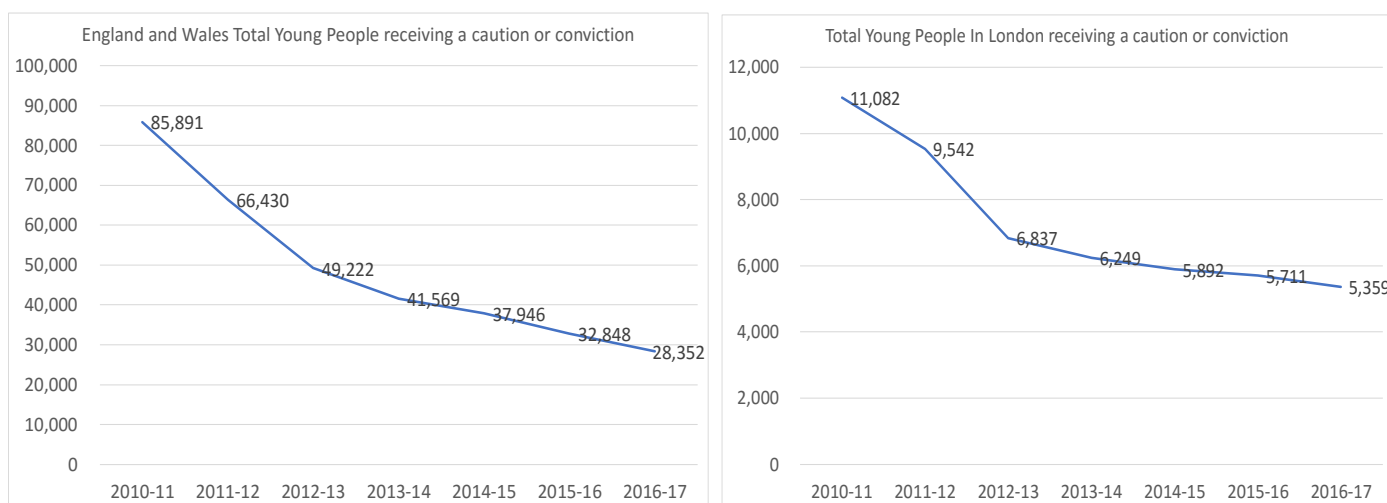


Figure 4.2: Demographic characteristics of children and young people receiving a caution or conviction compared to the general 10 – 17 population, Barking and Dagenham, year ending March 2017.

Barking and Dagenham	Age Group		Ethnicity		Gender	
	10-14	15-17	BAME	White	Male	Female
Children and Young People receiving a caution or conviction	30%	70%	42%	58%	87%	13%
10-17 population*	66%	34%	46%	54%	52%	48%

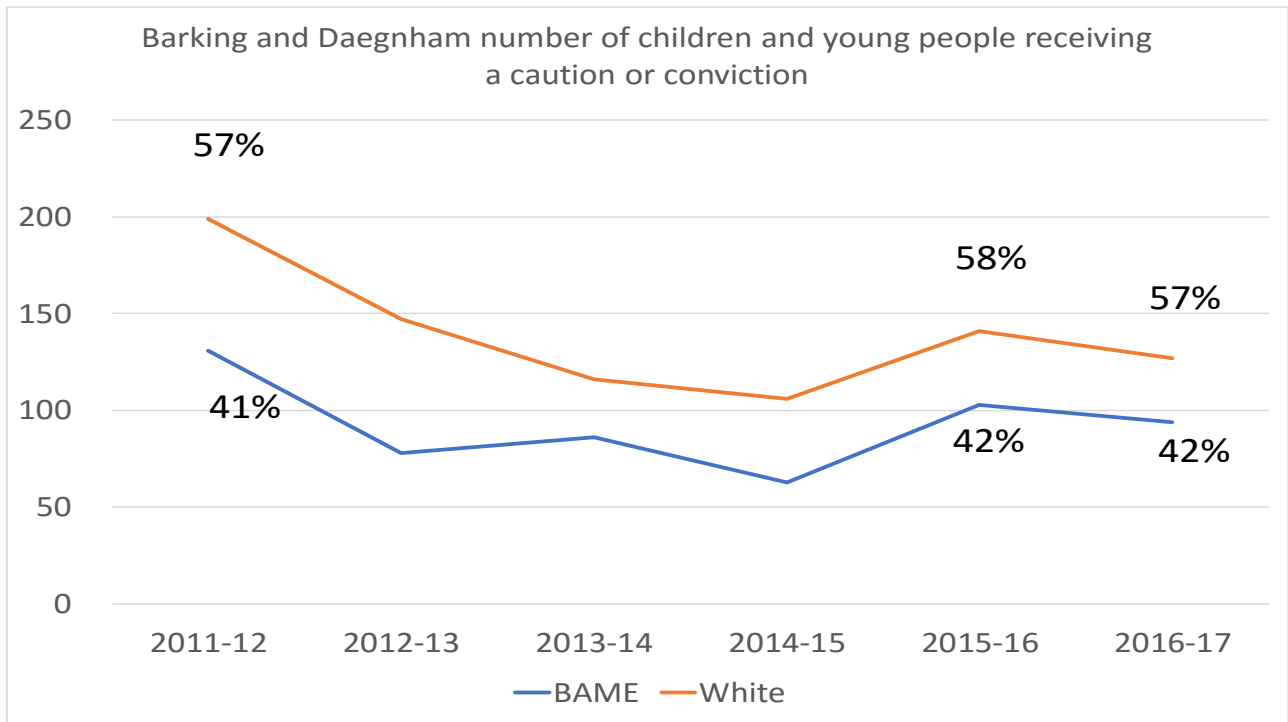
London	Age Group		Ethnicity		Gender	
	10-14	15-17	BAME	White	Male	Female
Children and Young People receiving a caution or conviction	20%	80%	61%	36%	86%	14%
10-17 population*	64%	36%	53%	47%	51%	49%

England and Wales	Age Group		Ethnicity		Gender	
	10-14	15-17	BAME	White	Male	Female
Children and Young People receiving a caution or conviction	24%	76%	24%	73%	83%	17%
10-17 population*	64%	36%	18%	82%	51%	49%

*For age and gender, population is based on 2017 mid-year estimates. For ethnicity, population is based on the 2011 census. The ethnic breakdown of the population will likely have changed from 2011, so these figures should be treated as an estimate.

- 4.3 Figure 4.2 shows that while 15 -17 years olds make up 34% of the 10 – 17 year old population in Barking and Dagenham, in the year ending March 2017 they made up 70% of children and young people who received a caution or conviction.
- 4.4 Males made up 52% of the general 10 – 17 population but accounted for 87% of the total number of children and young people who received a caution or conviction.

Figure 4.3: Number and proportion of children and young people receiving a caution or conviction by ethnicity, Barking and Dagenham, years ending March 2012 to March 2017



4.5 Overall both the number of BAME and White children and young people who received a caution or conviction have decreased year on year since the year ending March 2012. The rate of decline is equal between White and BAME. In comparison London and England and Wales averages have both seen the number who were white reduced at a much higher rate. This has led to an increase in the proportion of BAME children and young people receiving a caution or conviction.

- England and Wales: from 18% in the year ending March 2012 to 25% in the latest year.
- London: 57% in the year ending March 2012 to 61% in the latest year.

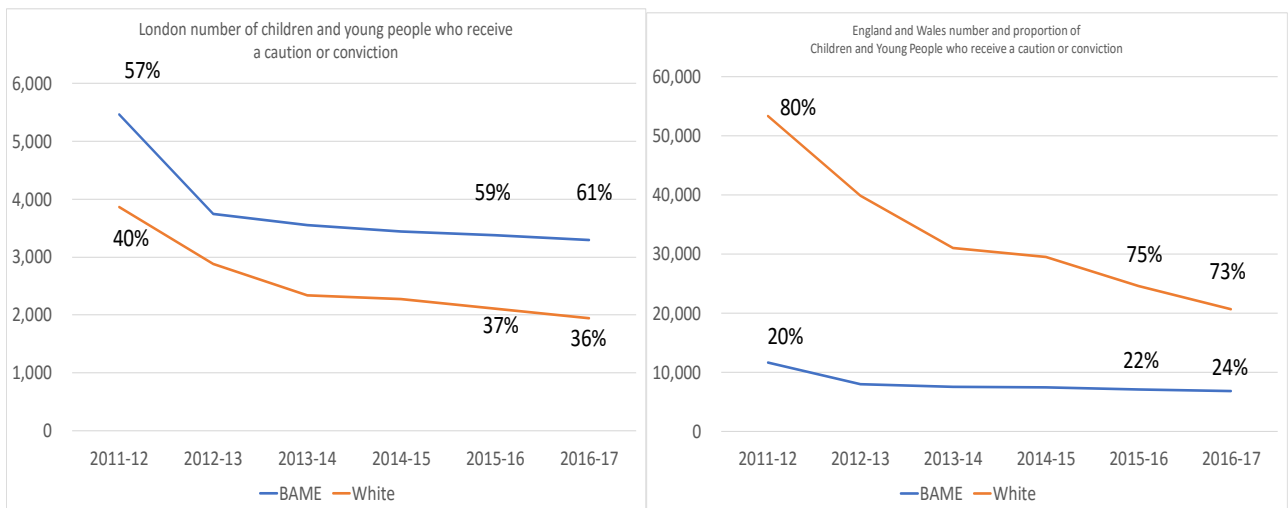
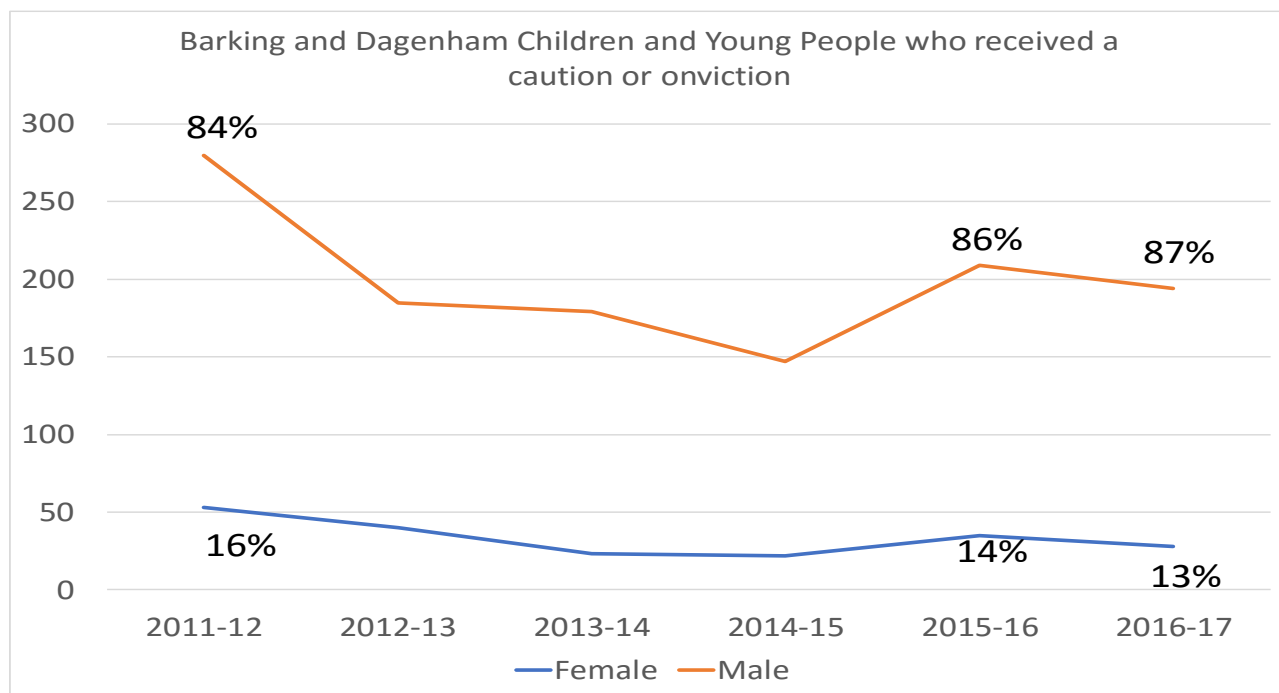
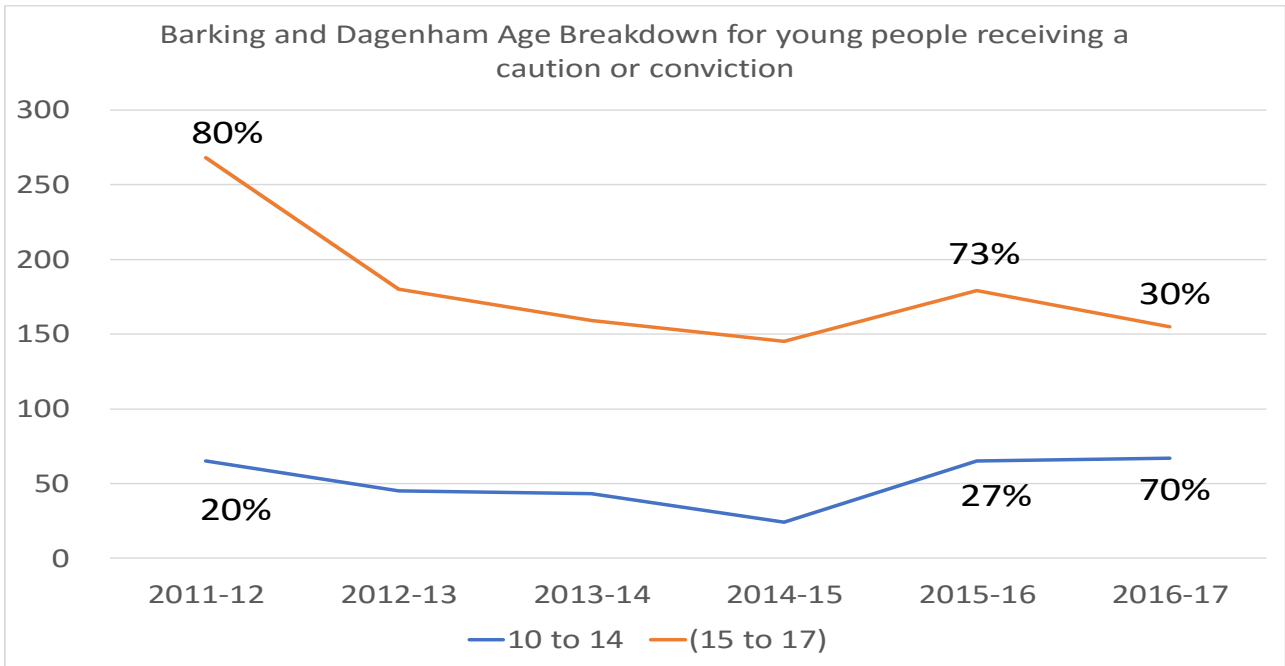


Figure 4.4: Number and proportion of children and young people receiving a caution or conviction by gender, Barking and Dagenham, years ending March 2012 to March 2017

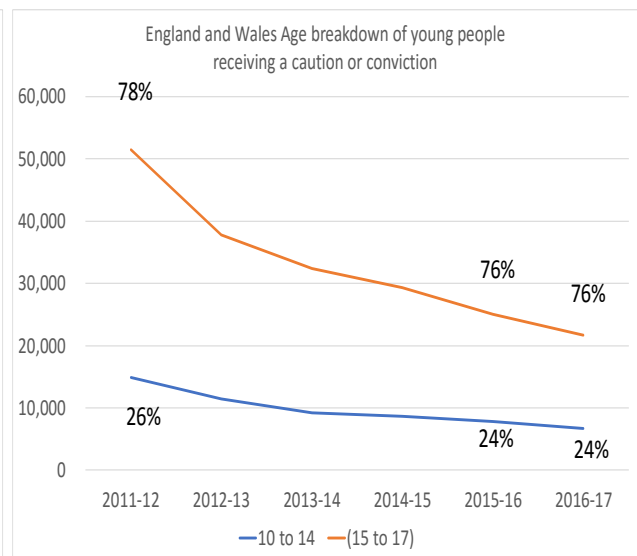
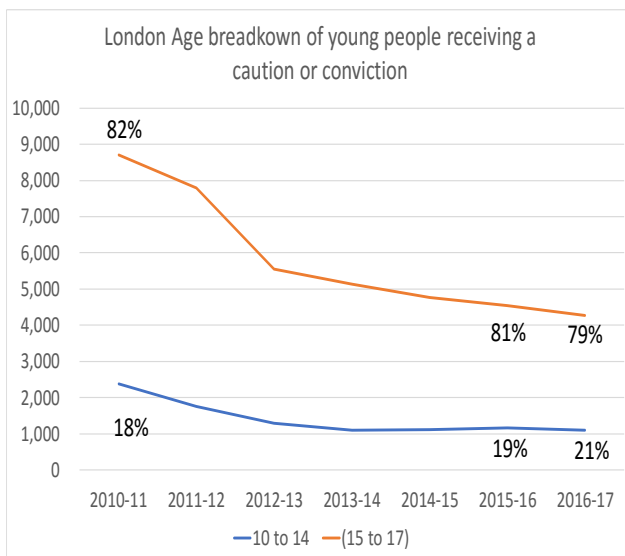


- 4.6 In the year ending March 2017, there were around 28 young females and around 194 young males who received a caution or conviction. Compared with the year ending March 2012, the number of females and males from Barking and Dagenham receiving a caution or conviction have fallen by 47% and 31% respectively.
- 4.7 Across London since the year ending March 2012 the number of females and males receiving a caution or conviction from have fallen by 50% and 43% respectively.
- 4.8 Across London since the year ending March 2012 the number of females and males receiving a caution or conviction from have fallen by 65% and 55% respectively.

Figure 4.5: Number and proportion of children and young people receiving a caution or conviction by age group, Barking and Dagenham years ending March 2012 to March 2017



- 4.9 There were 67 10–14 year olds and 155 15–17 year olds who received a caution or conviction in the year ending March 2017. Between March 2012 and March 2017 there was a 3% increase in the number of 10–14 year olds who received a caution or conviction compared to a 43% decrease in the number of 15 to 17 year olds.
- 4.10 When compared to the previous year (March 2016) there was a 3% increase in the number of 10-14 year olds compared to a 13% decrease in the number of 15 to 17 year olds receiving a caution or conviction from Barking and Dagenham.
- 4.11 In comparison both age groups across England and Wales have seen similar decreases compared with the year ending March 2012 (55% (10 to 14yr) and 58%(15 to 17yr) respectively and the year ending March 2016 (both 14%).



5. Proven offences by children and young people

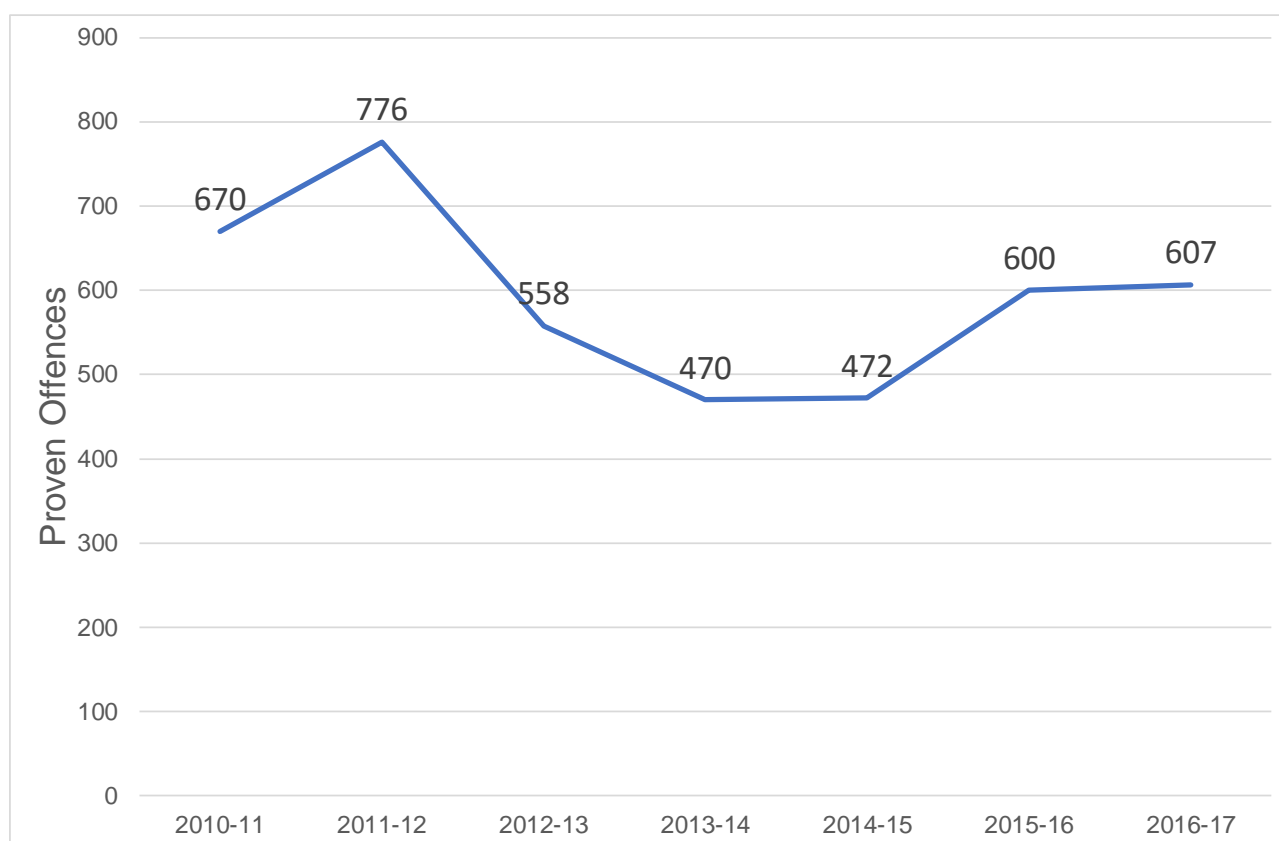
5.1 Definition: All proven offences (indicatable and summary) committed by children and young people. A proven offence is one for which a child or young person receives a caution or conviction.

5.2 For Barking and Dagenham in the year ending March 2017:

- The 607 proven offences committed by children and young people is lower than the most recent peak in 2011-12 of 776 proven offences. However, proven offences have increased year on year over the last three years to March 2017.

Trends in proven offences by children and young people from Barking and Dagenham:

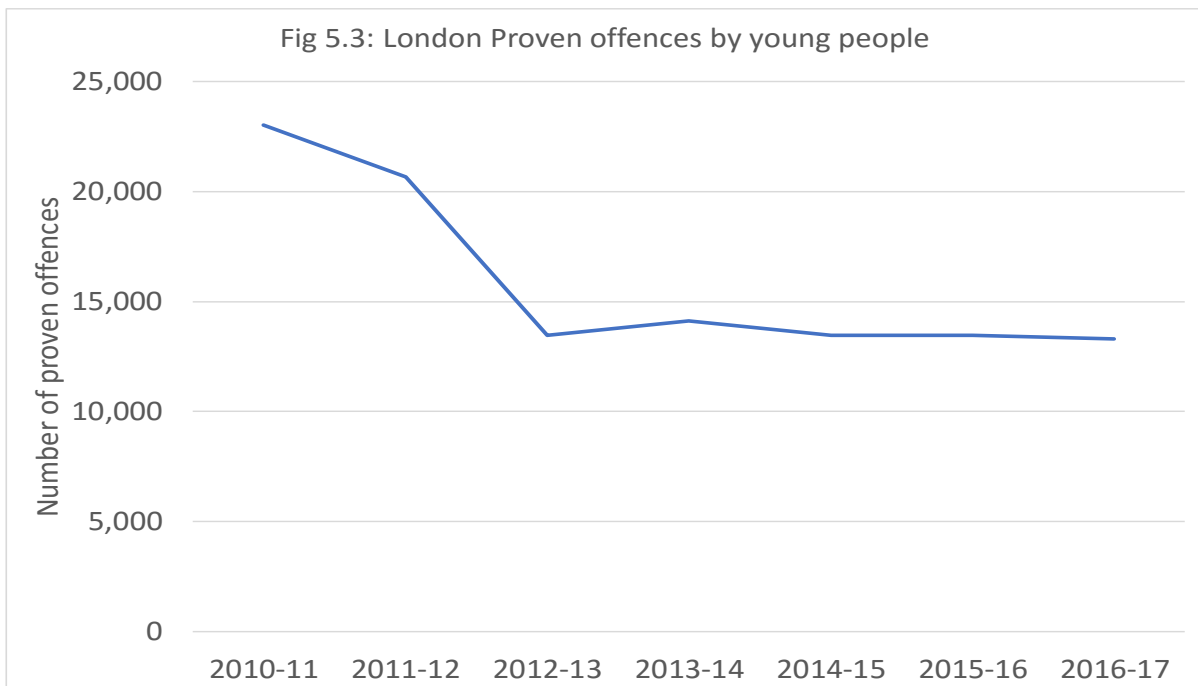
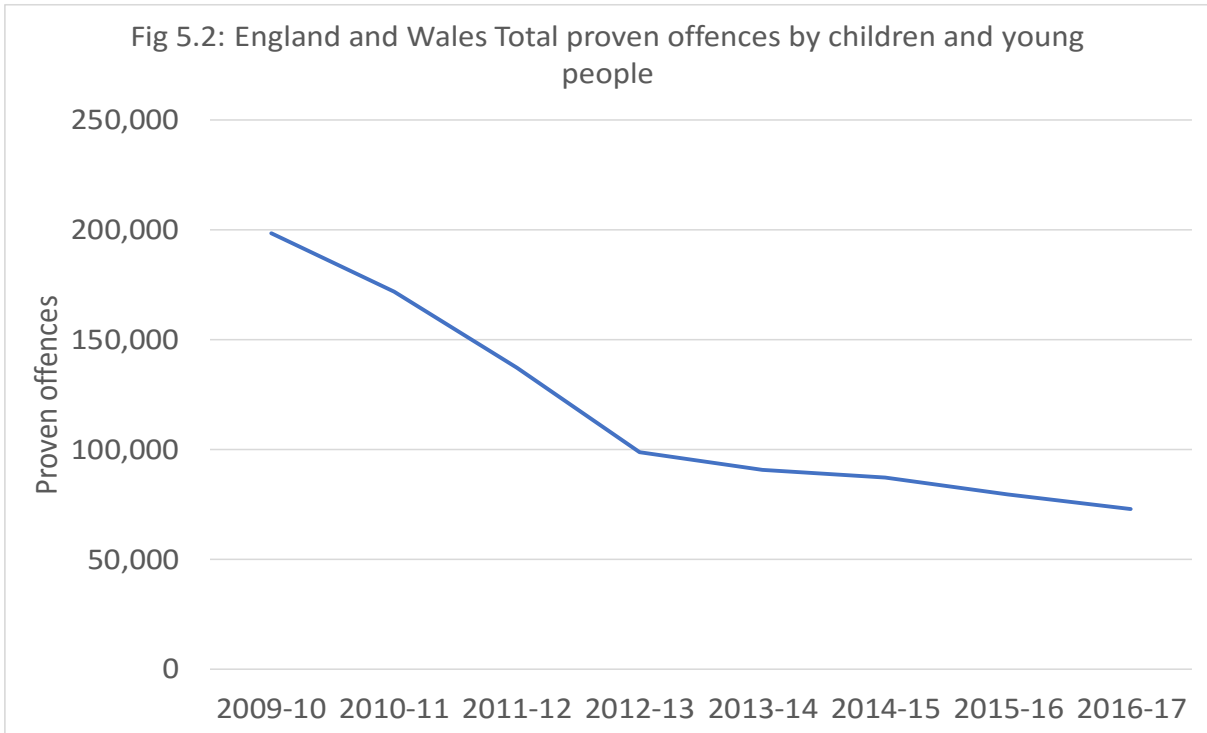
Figure 5.1 number of proven offences committed by children and young people, Barking and Dagenham, years ending March 2010 to March 2017



5.3 Following a downward trend between 2011-12 and 2013-14 offences stabilised in 2014-15 before increasing again from 2015-16 onwards. There were 607 proven offences by children and young people resulting in a caution or conviction in court in the latest year. This is a 9.4% fall from 670 proven offences 7 years ago (2010-11) and a 1.2% increase compared with the previous year.

5.4 In comparison across England and Wales and London proven offences committed by young people continue to decrease (see fig5.2 and fig 5.3 below).

6. Area	2010/11	2015/16	2016/17
England and Wales	171,750	79,374	72,985
London	23,022	13,468	13,306



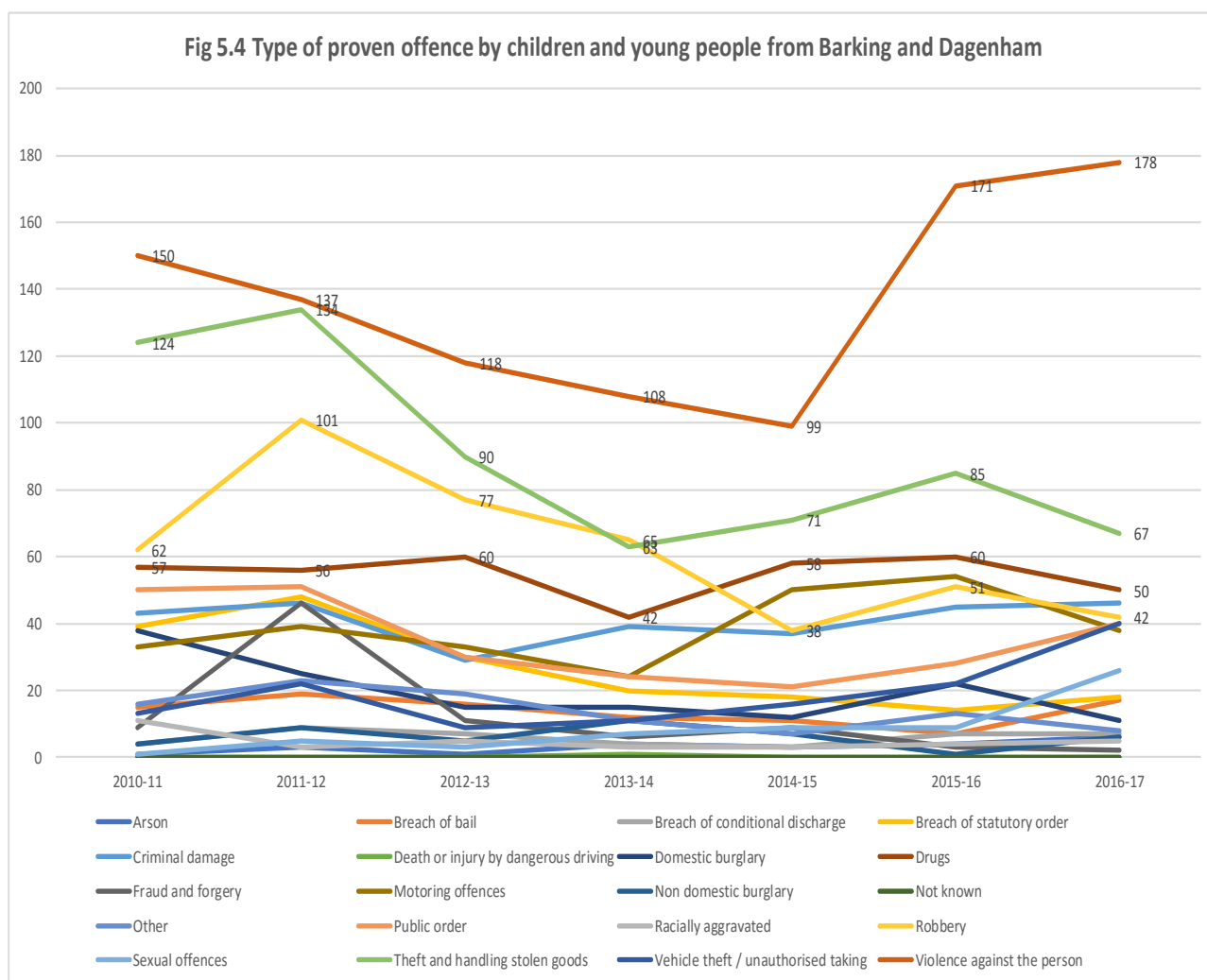
Numbers

6.1 The data shows for Barking and Dagenham there has been an increase in the number of proven offences in half of the offence groups since 2010/11. The offence groups to see the largest increase in offences by volume are in:

- Violence Against the Person proven offences from 150 in 2010/11 to 178 in 2016/17. Violence Against the Person offences has seen a sharp increase in 2015/16 and continues to increase in 2016/17 following years of decline,
- Vehicle theft / unauthorised taking which has seen increased from 13 offences in 2010/11 to 40 in 2016/17.
- Sexual offences which have increased from 1 in 2010/11 to 26 in 2016/17.

6.2 In the latest year, the number of proven offences increased across half of all offence groups. The top three by volume include

- Vehicle theft / unauthorised taking, which increased by 81% to 40 offences,
- Sexual offences, which had a 188% increase to 26 offences.
- Public Order offences, which had a 43% increase to 50 offences.

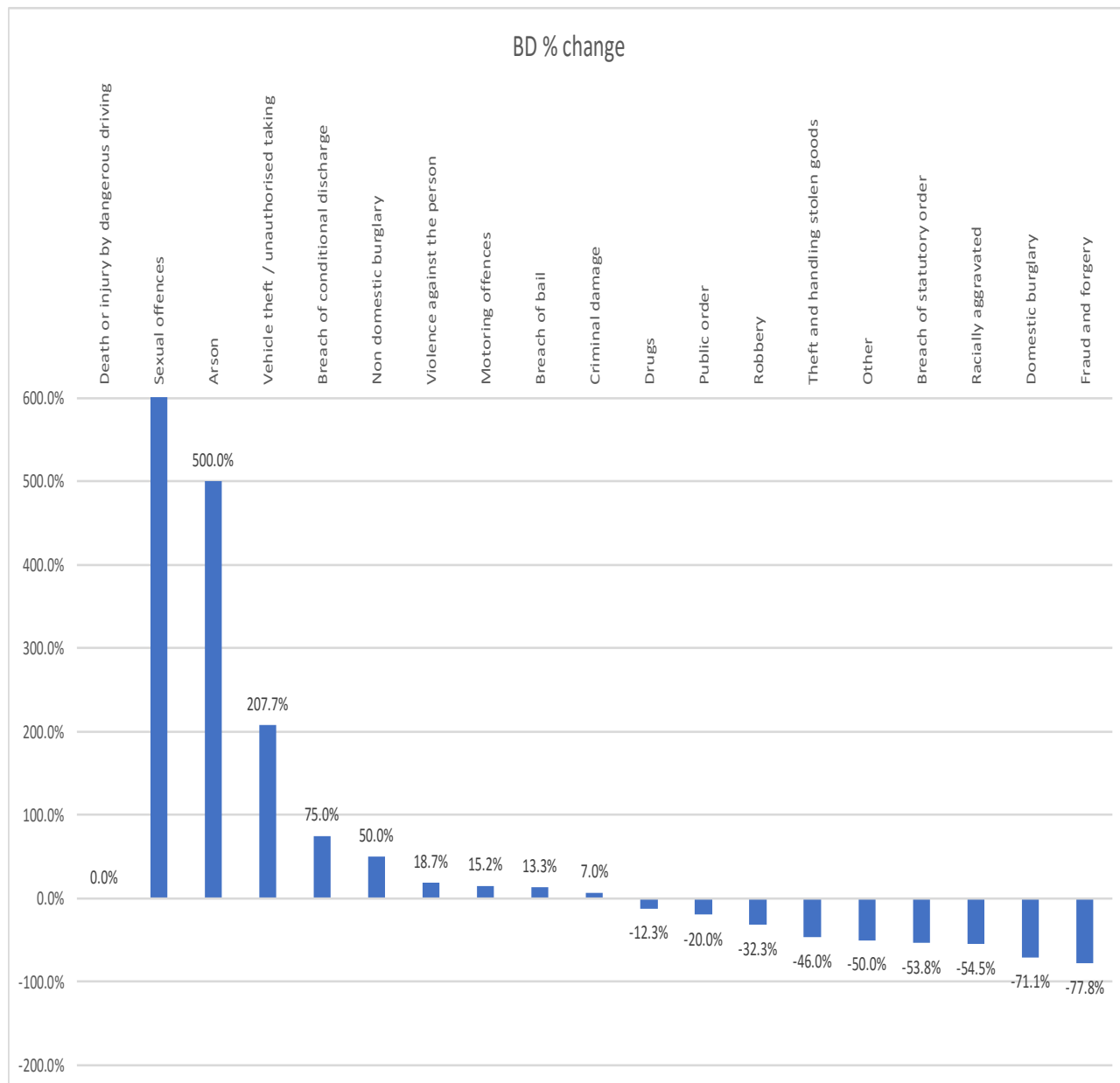


Proportions:

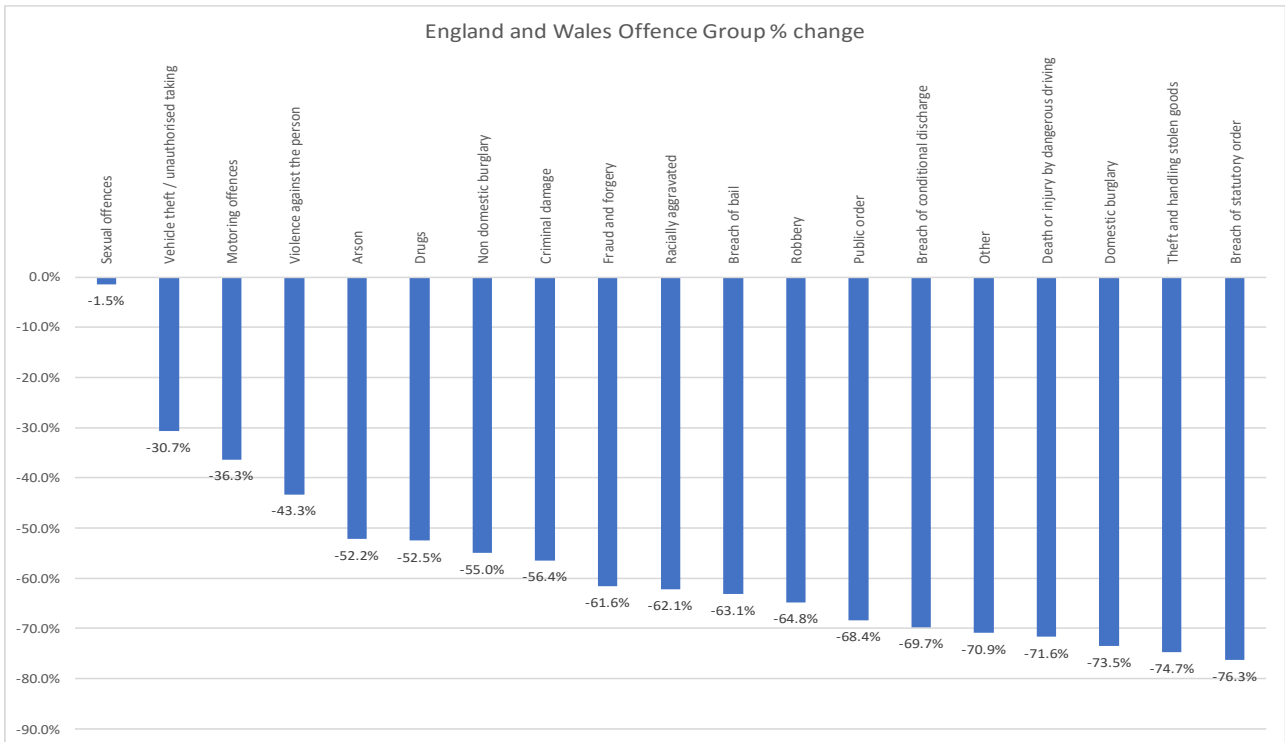
6.3 Theft and handling stolen goods, domestic burglary and breach of statutory order are the three offence groups to see the largest fall since 2010/11 (falling by 46%,

71% and 53% respectively), although the reduction in breach of statutory order may be due to a change in recording practices.

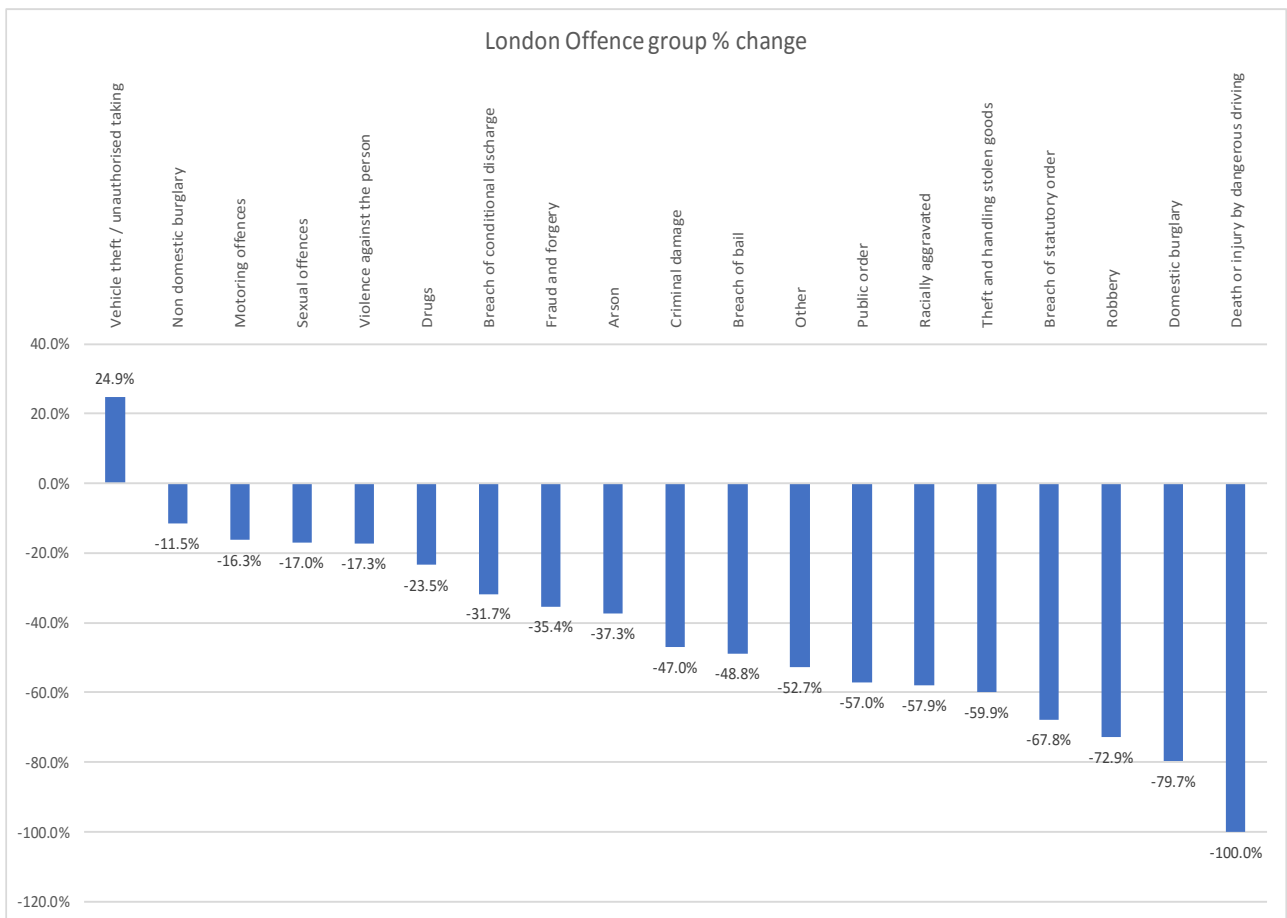
Figure 5.5: Percentage point change in the proportion of proven offences by children and young people, Barking and Dagenham, between the year ending March 2011 and March 2017



6.4 In contrast across England and Wales all offence groups have seen a decrease in the number of proven offences between 2010-11 and 2016-17. Theft and handling stolen goods, and breach of statutory order are the two offence groups to see the largest fall in since 2010-11 (both falling by 85%). See fig 5.6 overleaf.

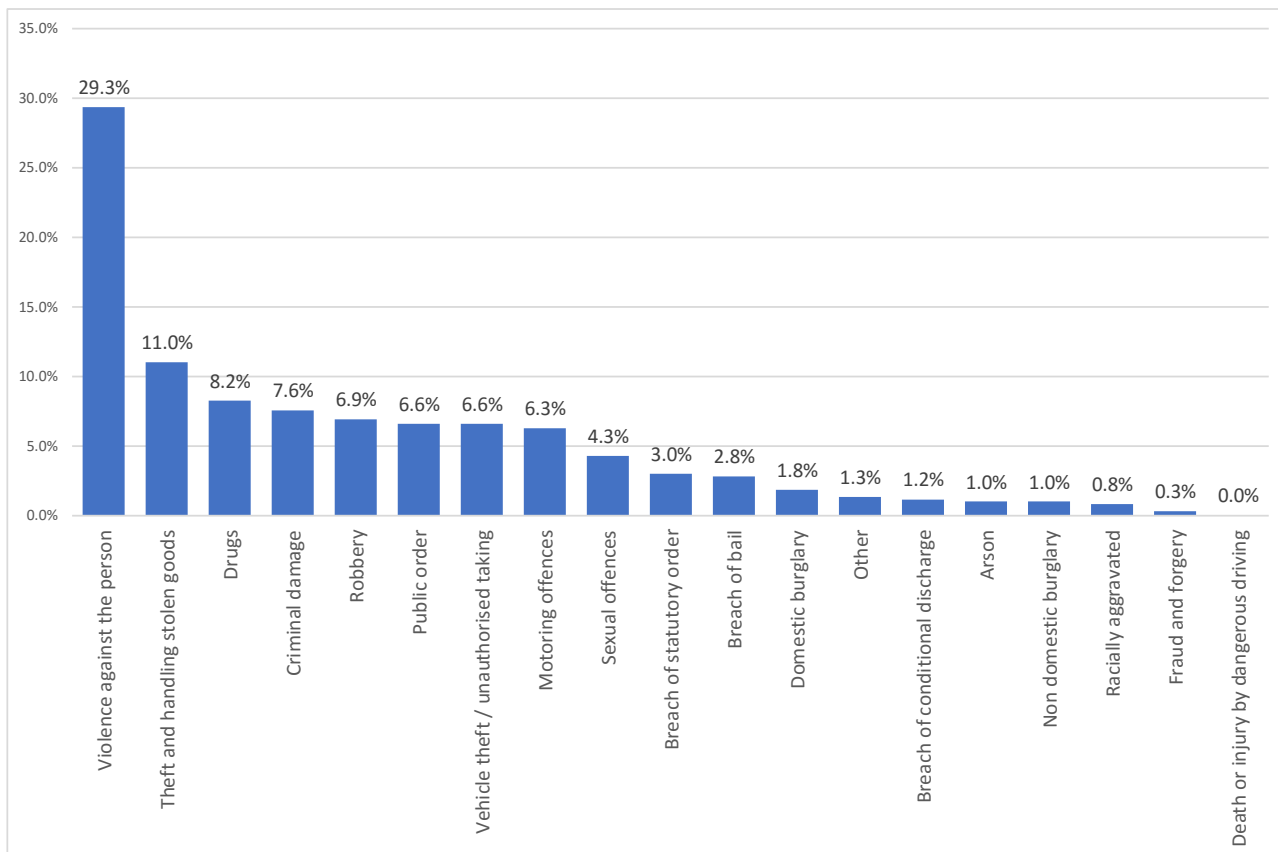


6.5 Across London decreases can be seen in every offence group between 2010-11 and 2016-17, with the exception of unauthorised taking of motor vehicle which shows a 24% increase. See fig 5.7 below



Types of offences by children and young people:

6.6 The chart below shows the proportion of proven offences committed by children and young people from Barking and Dagenham in 2016/17. As can be seen the top five are Violence Against the Person Offences, Theft and handling stolen goods, Drugs and Criminal Damage offences. See fig 5.8 below.



6.7 The top five proven offences by young people from Barking and Dagenham between 2010-11 to 2016-17 is shown below in fig 5.9:

Top 5 by volume	2010-11	2011-12	2012-13	2013-14	2014-15	2015-16	2016-17
1	VAP	VAP	VAP	VAP	VAP	VAP	VAP
2	Theft and handling stolen goods	Sexual Offences	Theft and handling stolen goods	Robbery	Theft and handling stolen goods	Theft and handling stolen goods	Theft and handling stolen goods
3	Robbery	Racially Aggravated	Robbery	Theft and Handling Stolen Goods	Drugs	Drugs	Drugs
4	Drugs	Drugs	Drugs	Drugs	Motoring Offences	Motoring Offences	Criminal Damage
5	Public Order	Other	Motoring Offences	Criminal Damage	Robbery	Robbery	Robbery

This page is intentionally left blank

COMMUNITY SAFETY PARTNERSHIP

REPORT

Subject: Demographic Breakdown of Children and Young People

Date: Wednesday 19 December 2018

Author: Daniel James, Intelligence and Analysis Officer

Contact: Daniel.james@lbbd.gov.uk

Security: [UNPROTECTED]

1. Introduction

- 1.1 This report provides an overview of offences committed by young people from Barking and Dagenham and the demographic breakdown of the young people involved. Data has been taken from the supplementary tables of the [annual youth justice statistics](#). The latest annual release covers the 2016/17 period. Comparison with regional and national figures are provided. Updates for the 2017/18 period should be available in late January 2019.
-

2. Key Observations

Demographics

- 2.1 There were 222 Children and Young People (CYP) from Barking and Dagenham who received a caution or conviction in 2016/17.
- 2.2 Although this is an increase on the year before overall levels have decreased over time and are 34% lower than 2010/11.
- 2.3 In comparison both England and Wales and London have seen year on year decreases since 2010/11 with a 57% decrease and a 44% decrease respectively at the year ending March 2017. This indicates that the rate of Barking and Dagenham's decrease in the number of young people receiving a caution or conviction is slower than regional and national averages.
- 2.4 In 2017-18, 15 to 17 year olds made up 70% of the offending population despite accounting for only 34% of the total 10 to 17 year old target population within the borough.

- 2.5 15 to 17 year olds are therefore overrepresented within the offending data compared to the local population estimates. This is a common theme seen across both regional and national figures.
- 2.6 The levels of BAME offending are proportionate to the make-up of the borough. In comparison both London and England and Wales had an over representation of BAME receiving a caution or conviction in 2016/17.
- 2.7 Males continue to make up the majority of young people receiving a caution or conviction in the borough in 2016/17, a theme consistent with London and England and Wales figures.
- 2.8 Between 2010-11 and 2016-17 the number of 15 to 17 year olds from Barking and Dagenham who received a caution or conviction has decreased (-43%) in comparison to the number of 10 to 14 year olds which saw a 3% increase. From 2014/15 to 2015/16 there was an increase in both the number 10 to 14 year olds and 15 to 17 year olds receiving a caution or conviction in Barking and Dagenham, but the 10-14 year olds have continued to increase into 2016/17 whereas the 15 to 17 year olds have declined. This does not follow regional and national trends which have both seen year on year decreases across both age groups.

Offences:

- 2.9 The 222 CYP from Barking and Dagenham committed 670 proven offences in 2016/17. Although this is lower than a recent peak in 2010-11 of 776 offences there has been year on year increases in the number of offences by Barking and Dagenham CYP from 2014/15 to 2016/17. Barking and Dagenham doesn't follow the regional and national trends for the same periods to 2016/17 which has seen year on year decreases in the number of proven offences by CYP.
- 2.10 In Barking and Dagenham since 2010/11 to 2016/17 there has been an increase in half of all the offences groups with the largest increases seen in Violence Against the Person offences, unauthorised vehicle taking and sexual offences. In comparison across the same period there has been a decrease in all offence groups across both England and Wales and London with the exception of unauthorised vehicle taking in London by CYP which has seen a 24% increase.
- 2.11 The top five offences committed by CYP in Barking and Dagenham in 2016/17 by volume was: Violence Against the Person, Theft and Handling, Drugs, Criminal Damage, Robbery. This is consistent with previous years.

3. Recommendations

It is recommended that the Community Safety Partnership Board:

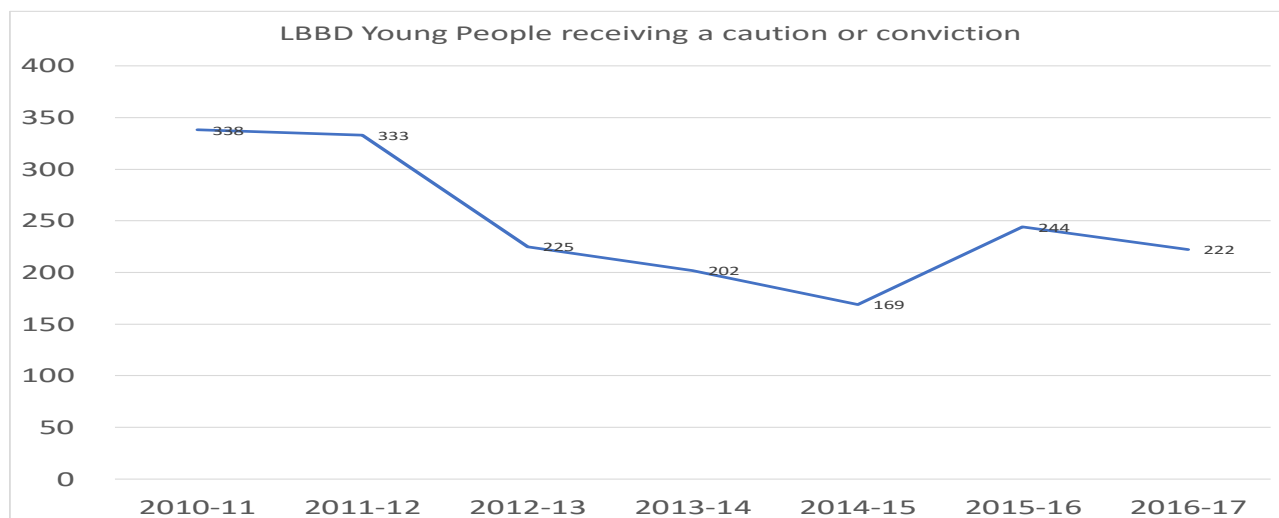
- To note the contents of the report. Board members are invited to raise questions and further lines of enquiry at the Community Safety Partnership meeting on 19 December 2018.

4. Demographics of children and young people offending

- 4.1 For Barking and Dagenham in the year ending March 2017:

- There were 222 young people who received a caution or conviction, a fall of 116 young people (-34.3%) compared to -22.1% across London and -51.6% across England and Wales.
- When compared to the previous year there was a fall of 22 young people (-9.1%) from Barking and Dagenham. Across London there was a fall of 3.1% and across England and Wales there was a fall of 6.2%.

Figure 4.1: Number of individual children and young people given a caution or conviction, Barking and Dagenham, years ending March 2007 to March 2017



4.2 In Barking and Dagenham there were year on year falls between 2010/11 to 2014/15. An increase was seen in 2015/16 before decreasing again within 2016/17. At the end of 2016/17 levels were 34% lower than 2010/11. In comparison both England and Wales and London have seen year on year decreases since 2010/11 with a 57% decrease and a 44% decrease respectively at the year ending March 2017.

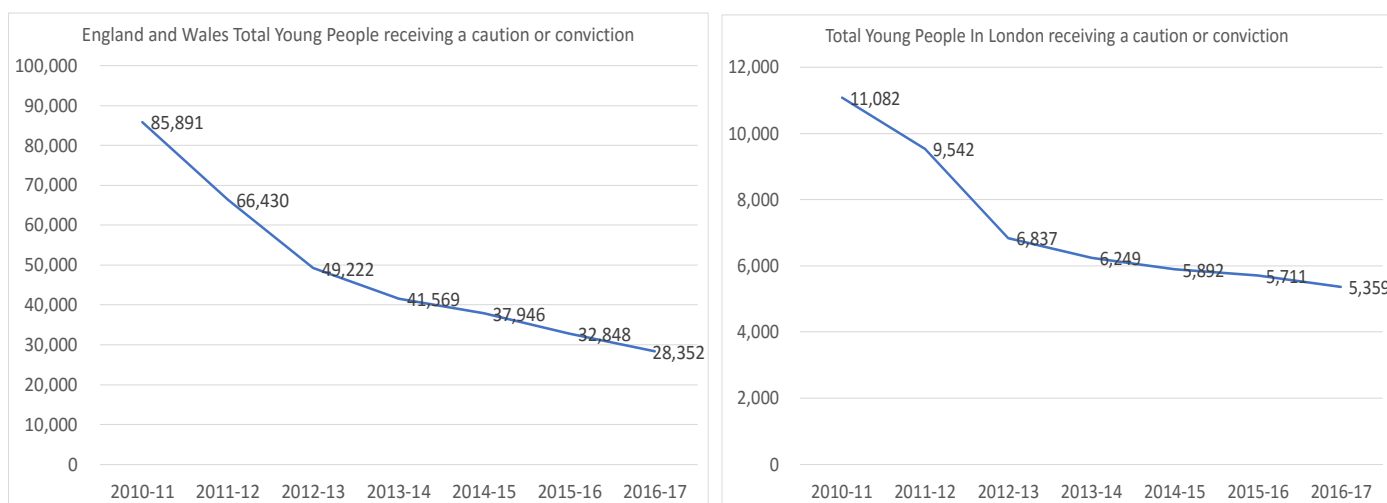


Figure 4.2: Demographic characteristics of children and young people receiving a caution or conviction compared to the general 10 – 17 population, Barking and Dagenham, year ending March 2017.

Barking and Dagenham	Age Group		Ethnicity		Gender	
	10-14	15-17	BAME	White	Male	Female
Children and Young People receiving a caution or conviction	30%	70%	42%	58%	87%	13%
10-17 population*	66%	34%	46%	54%	52%	48%

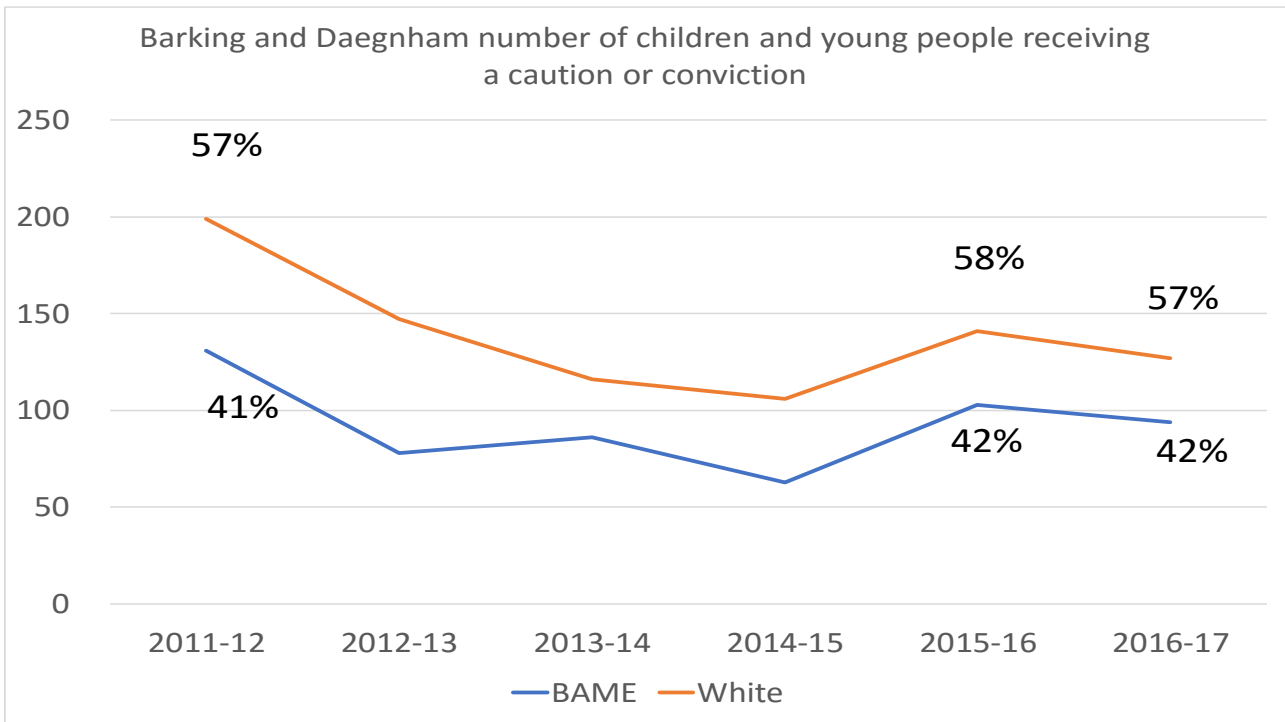
London	Age Group		Ethnicity		Gender	
	10-14	15-17	BAME	White	Male	Female
Children and Young People receiving a caution or conviction	20%	80%	61%	36%	86%	14%
10-17 population*	64%	36%	53%	47%	51%	49%

England and Wales	Age Group		Ethnicity		Gender	
	10-14	15-17	BAME	White	Male	Female
Children and Young People receiving a caution or conviction	24%	76%	24%	73%	83%	17%
10-17 population*	64%	36%	18%	82%	51%	49%

*For age and gender, population is based on 2017 mid-year estimates. For ethnicity, population is based on the 2011 census. The ethnic breakdown of the population will likely have changed from 2011, so these figures should be treated as an estimate.

- 4.3 Figure 4.2 shows that while 15 -17 years olds make up 34% of the 10 – 17 year old population in Barking and Dagenham, in the year ending March 2017 they made up 70% of children and young people who received a caution or conviction.
- 4.4 Males made up 52% of the general 10 – 17 population but accounted for 87% of the total number of children and young people who received a caution or conviction.

Figure 4.3: Number and proportion of children and young people receiving a caution or conviction by ethnicity, Barking and Dagenham, years ending March 2012 to March 2017



4.5 Overall both the number of BAME and White children and young people who received a caution or conviction have decreased year on year since the year ending March 2012. The rate of decline is equal between White and BAME. In comparison London and England and Wales averages have both seen the number who were white reduced at a much higher rate. This has led to an increase in the proportion of BAME children and young people receiving a caution or conviction.

- England and Wales: from 18% in the year ending March 2012 to 25% in the latest year.
- London: 57% in the year ending March 2012 to 61% in the latest year.

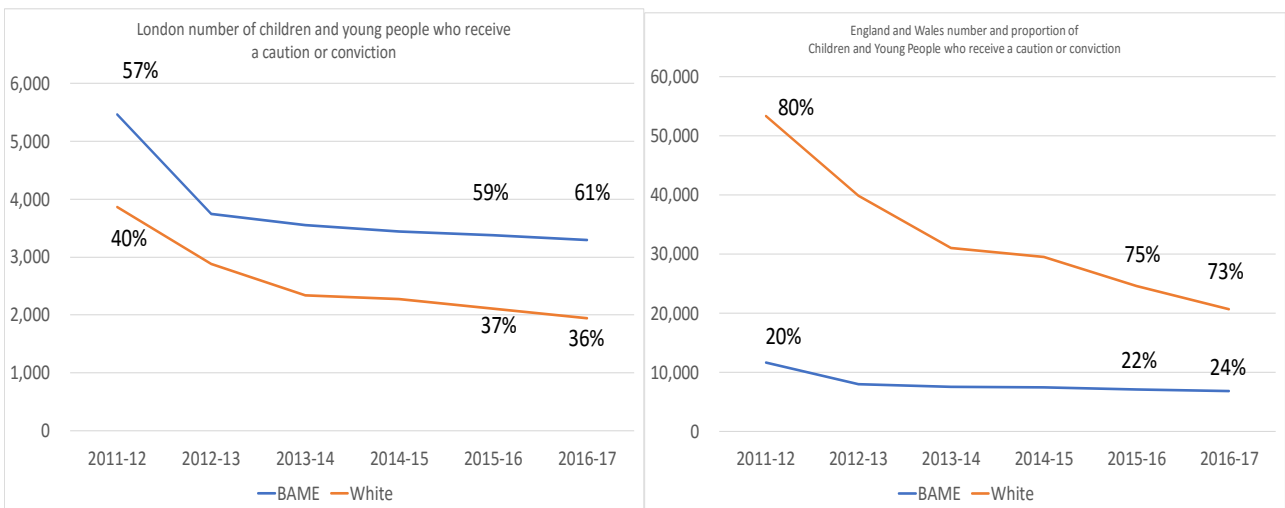
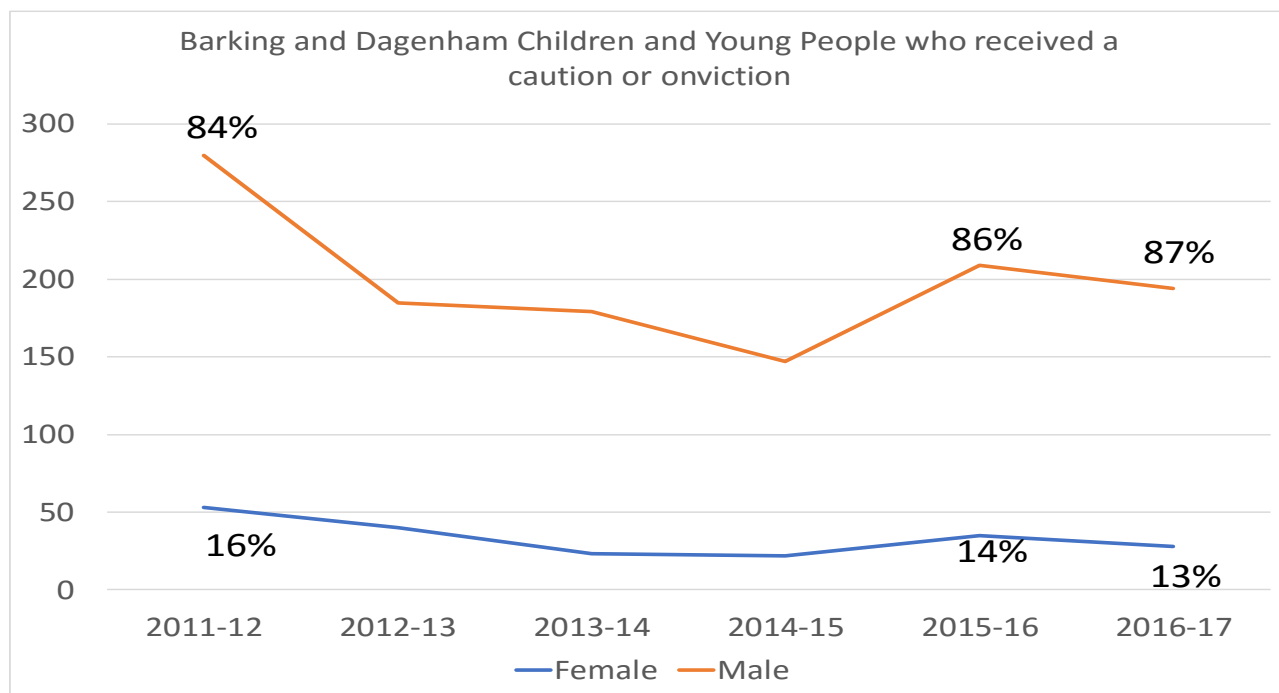
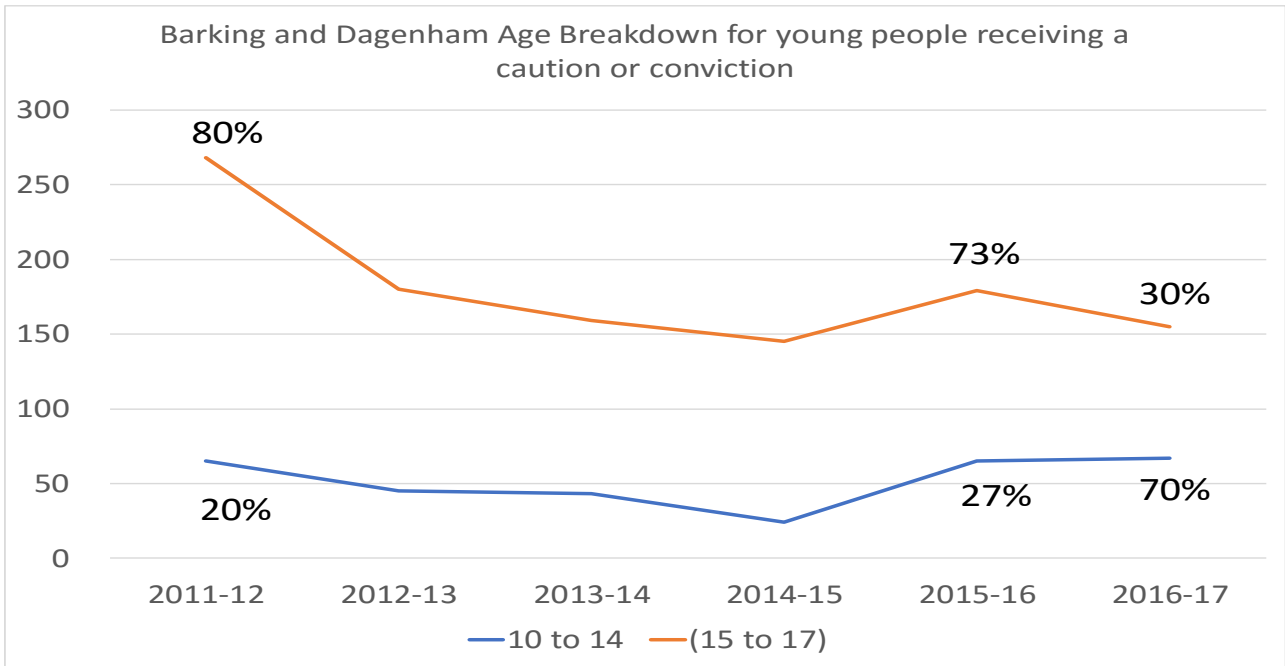


Figure 4.4: Number and proportion of children and young people receiving a caution or conviction by gender, Barking and Dagenham, years ending March 2012 to March 2017

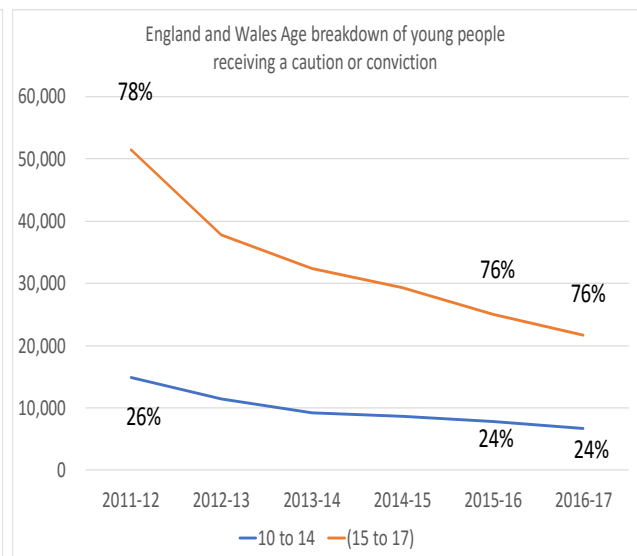
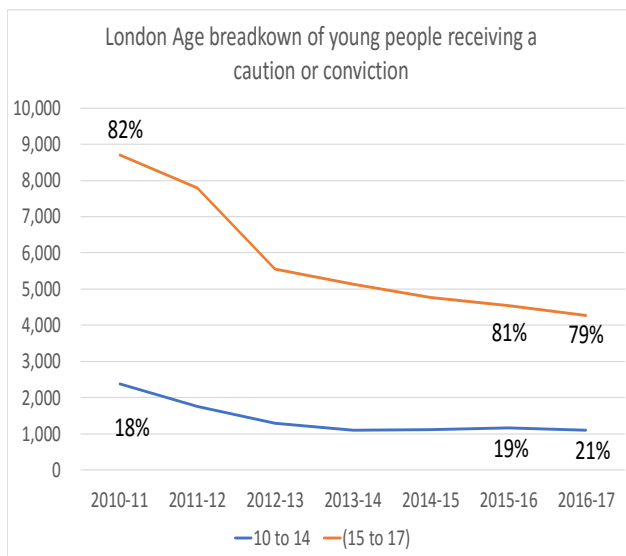


- 4.6 In the year ending March 2017, there were around 28 young females and around 194 young males who received a caution or conviction. Compared with the year ending March 2012, the number of females and males from Barking and Dagenham receiving a caution or conviction have fallen by 47% and 31% respectively.
- 4.7 Across London since the year ending March 2012 the number of females and males receiving a caution or conviction from have fallen by 50% and 43% respectively.
- 4.8 Across London since the year ending March 2012 the number of females and males receiving a caution or conviction from have fallen by 65% and 55% respectively.

Figure 4.5: Number and proportion of children and young people receiving a caution or conviction by age group, Barking and Dagenham years ending March 2012 to March 2017



- 4.9 There were 67 10–14 year olds and 155 15–17 year olds who received a caution or conviction in the year ending March 2017. Between March 2012 and March 2017 there was a 3% increase in the number of 10–14 year olds who received a caution or conviction compared to a 43% decrease in the number of 15 to 17 year olds.
- 4.10 When compared to the previous year (March 2016) there was a 3% increase in the number of 10-14 year olds compared to a 13% decrease in the number of 15 to 17 year olds receiving a caution or conviction from Barking and Dagenham.
- 4.11 In comparison both age groups across England and Wales have seen similar decreases compared with the year ending March 2012 (55% (10 to 14yr) and 58%(15 to 17yr) respectively and the year ending March 2016 (both 14%).



5. Proven offences by children and young people

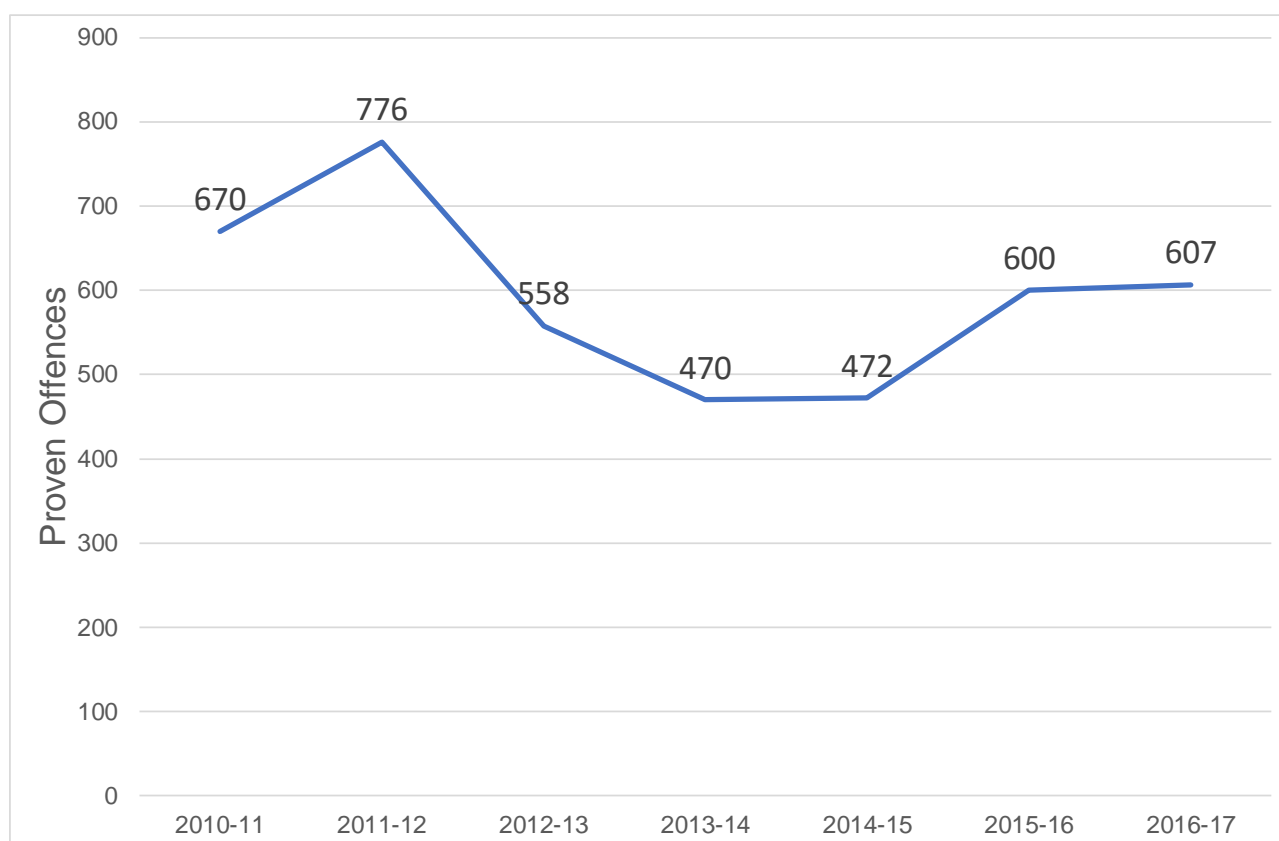
5.1 Definition: All proven offences (indicatable and summary) committed by children and young people. A proven offence is one for which a child or young person receives a caution or conviction.

5.2 For Barking and Dagenham in the year ending March 2017:

- The 607 proven offences committed by children and young people is lower than the most recent peak in 2011-12 of 776 proven offences. However, proven offences have increased year on year over the last three years to March 2017.

Trends in proven offences by children and young people from Barking and Dagenham:

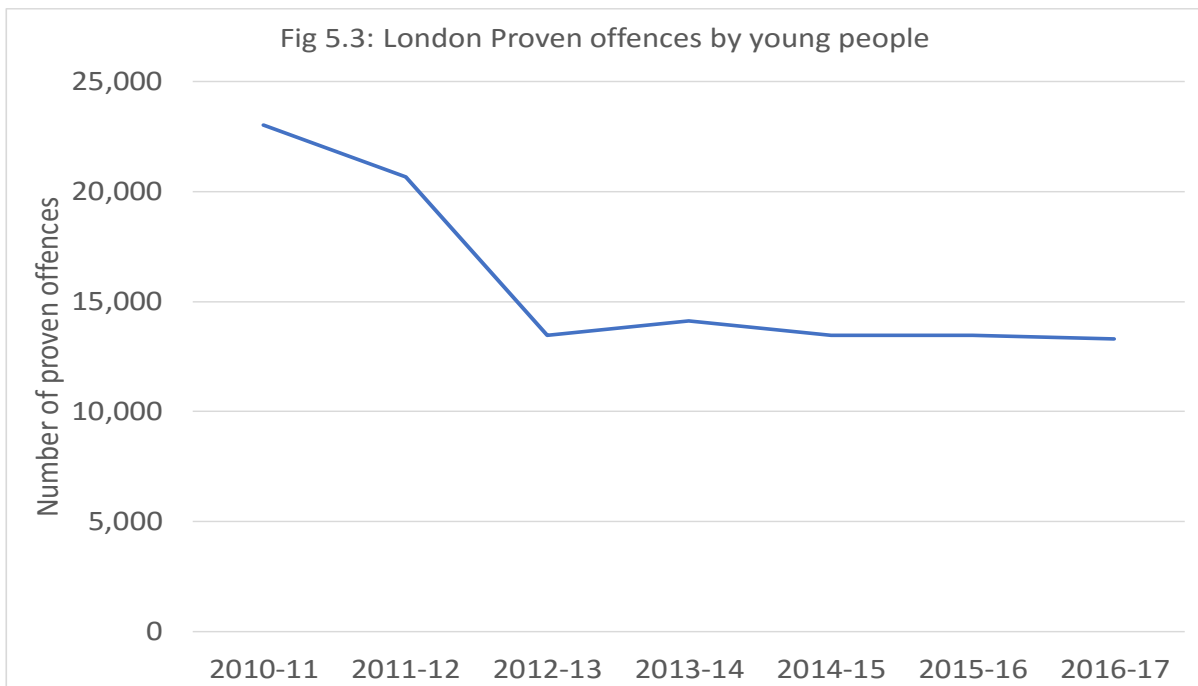
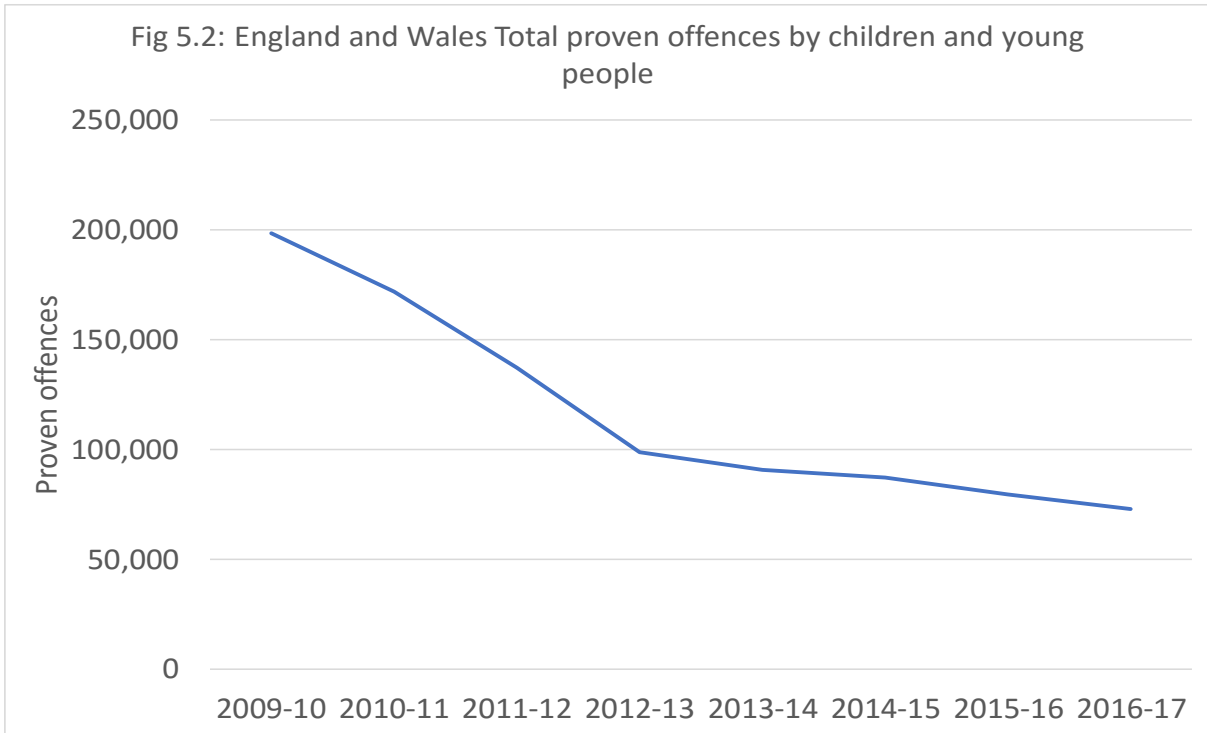
Figure 5.1 number of proven offences committed by children and young people, Barking and Dagenham, years ending March 2010 to March 2017



5.3 Following a downward trend between 2011-12 and 2013-14 offences stabilised in 2014-15 before increasing again from 2015-16 onwards. There were 607 proven offences by children and young people resulting in a caution or conviction in court in the latest year. This is a 9.4% fall from 670 proven offences 7 years ago (2010-11) and a 1.2% increase compared with the previous year.

5.4 In comparison across England and Wales and London proven offences committed by young people continue to decrease (see fig5.2 and fig 5.3 below).

6. Area	2010/11	2015/16	2016/17
England and Wales	171,750	79,374	72,985
London	23,022	13,468	13,306



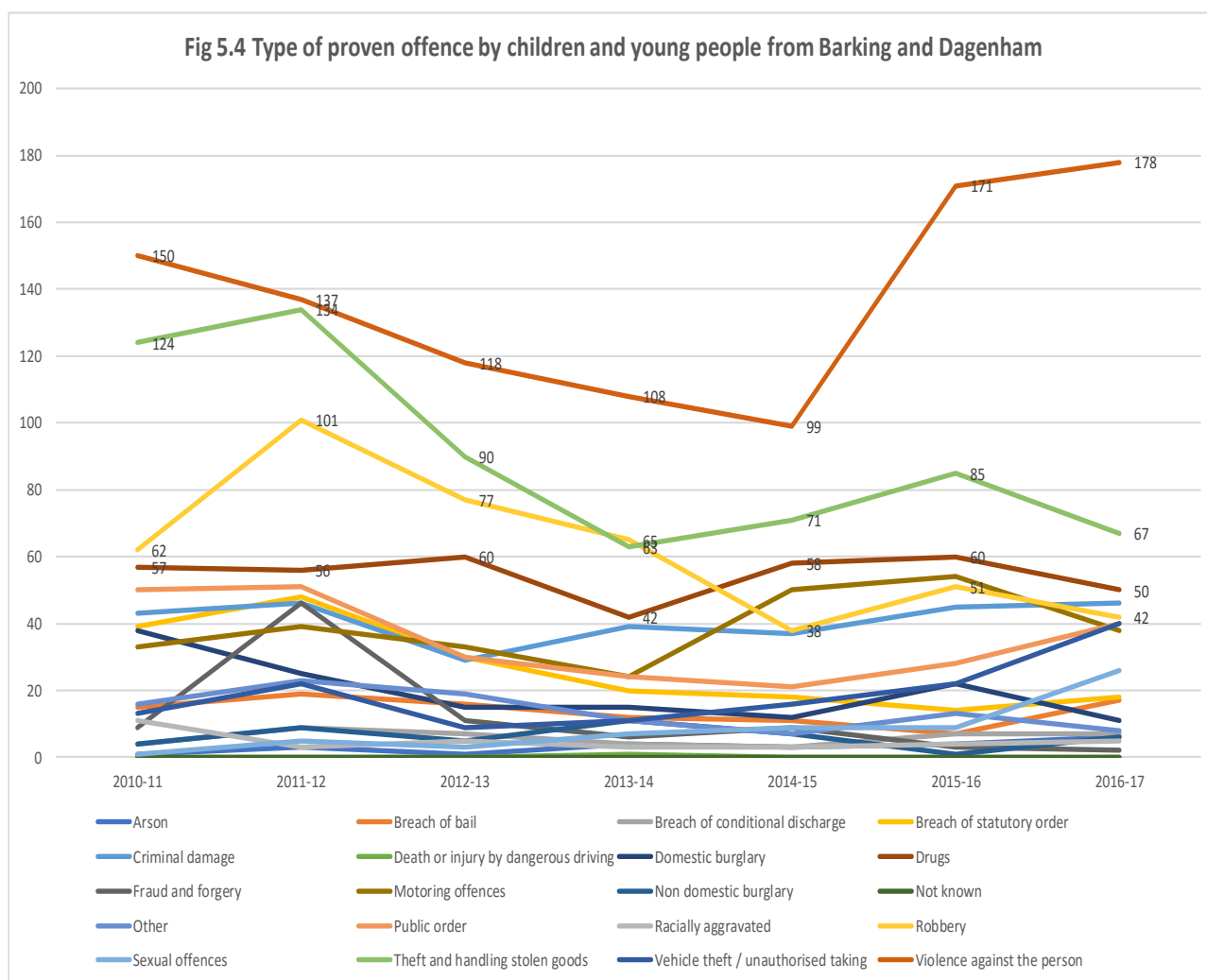
Numbers

6.1 The data shows for Barking and Dagenham there has been an increase in the number of proven offences in half of the offence groups since 2010/11. The offence groups to see the largest increase in offences by volume are in:

- Violence Against the Person proven offences from 150 in 2010/11 to 178 in 2016/17. Violence Against the Person offences has seen a sharp increase in 2015/16 and continues to increase in 2016/17 following years of decline,
- Vehicle theft / unauthorised taking which has seen increased from 13 offences in 2010/11 to 40 in 2016/17.
- Sexual offences which have increased from 1 in 2010/11 to 26 in 2016/17.

6.2 In the latest year, the number of proven offences increased across half of all offence groups. The top three by volume include

- Vehicle theft / unauthorised taking, which increased by 81% to 40 offences,
- Sexual offences, which had a 188% increase to 26 offences.
- Public Order offences, which had a 43% increase to 50 offences.

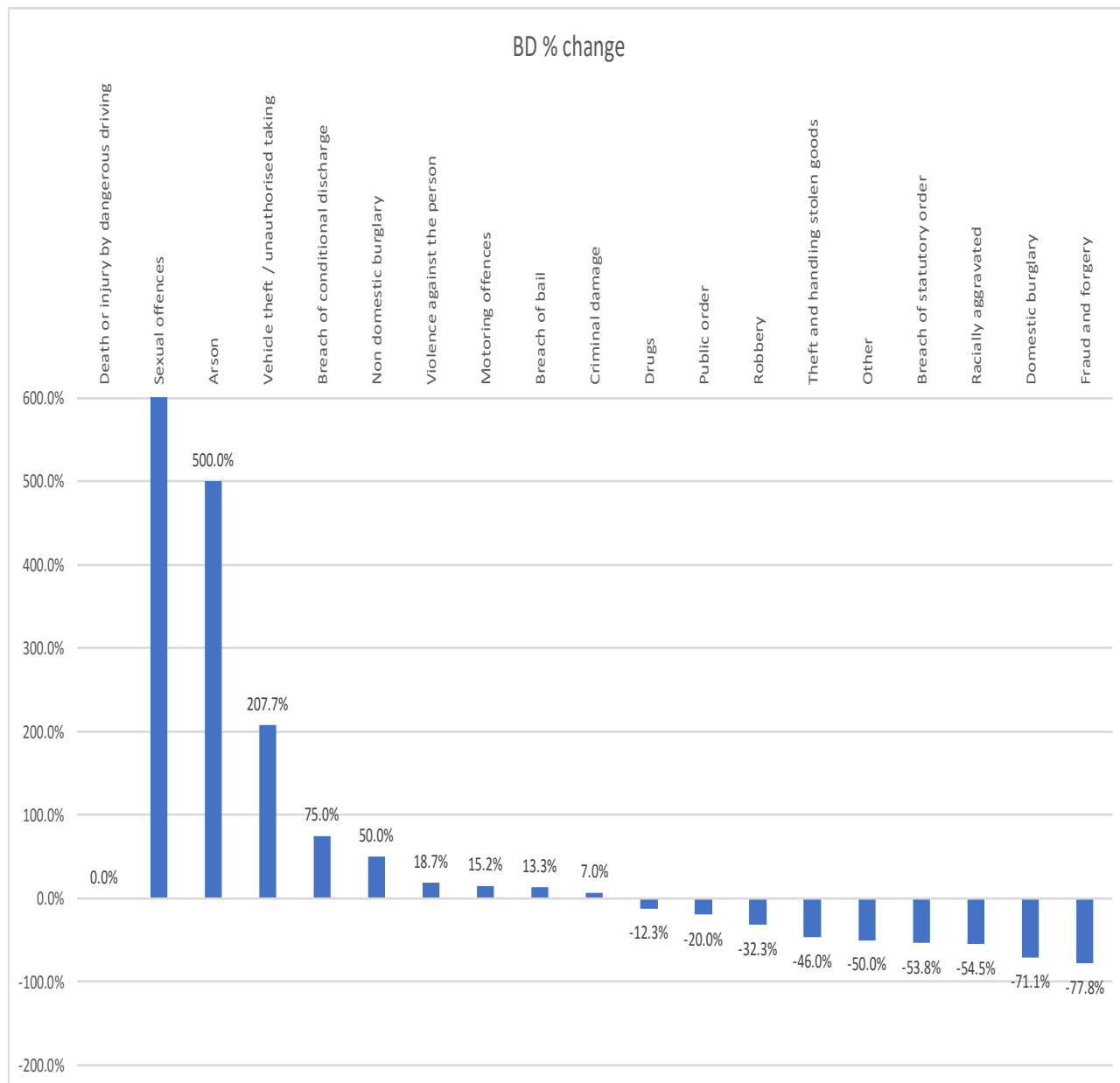


Proportions:

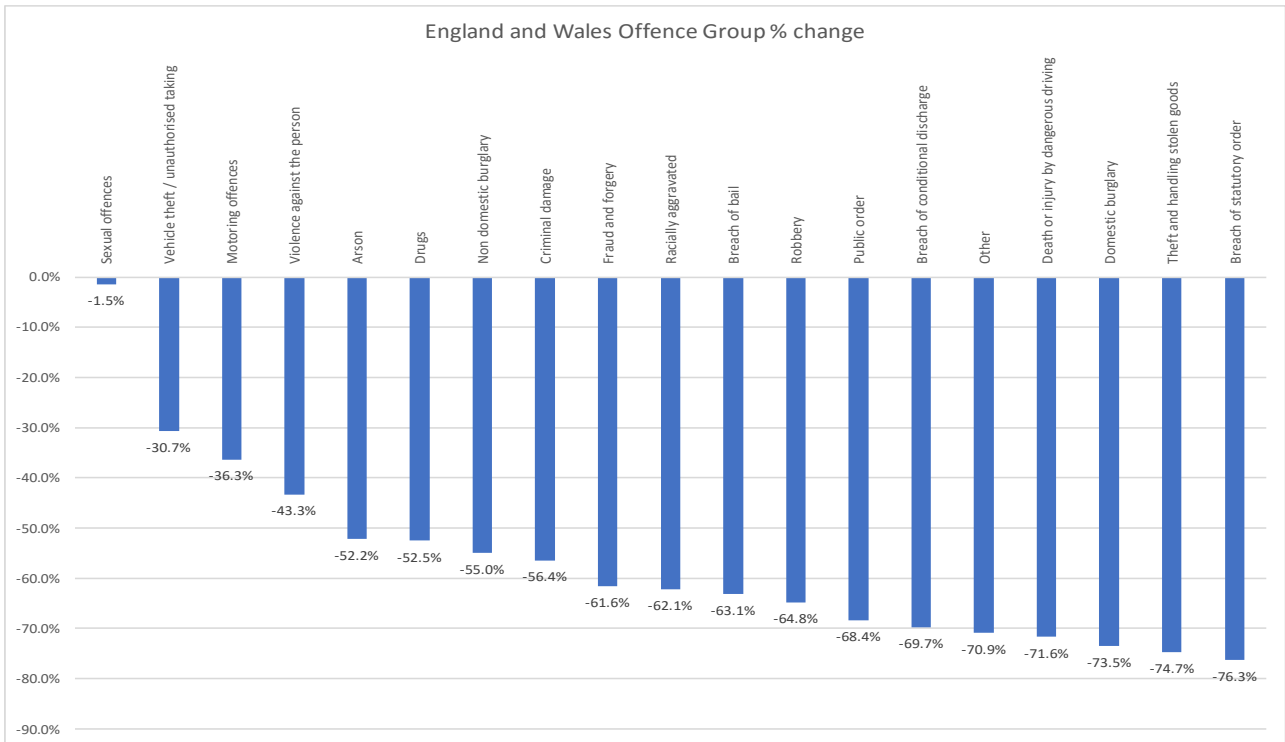
6.3 Theft and handling stolen goods, domestic burglary and breach of statutory order are the three offence groups to see the largest fall since 2010/11 (falling by 46%,

71% and 53% respectively), although the reduction in breach of statutory order may be due to a change in recording practices.

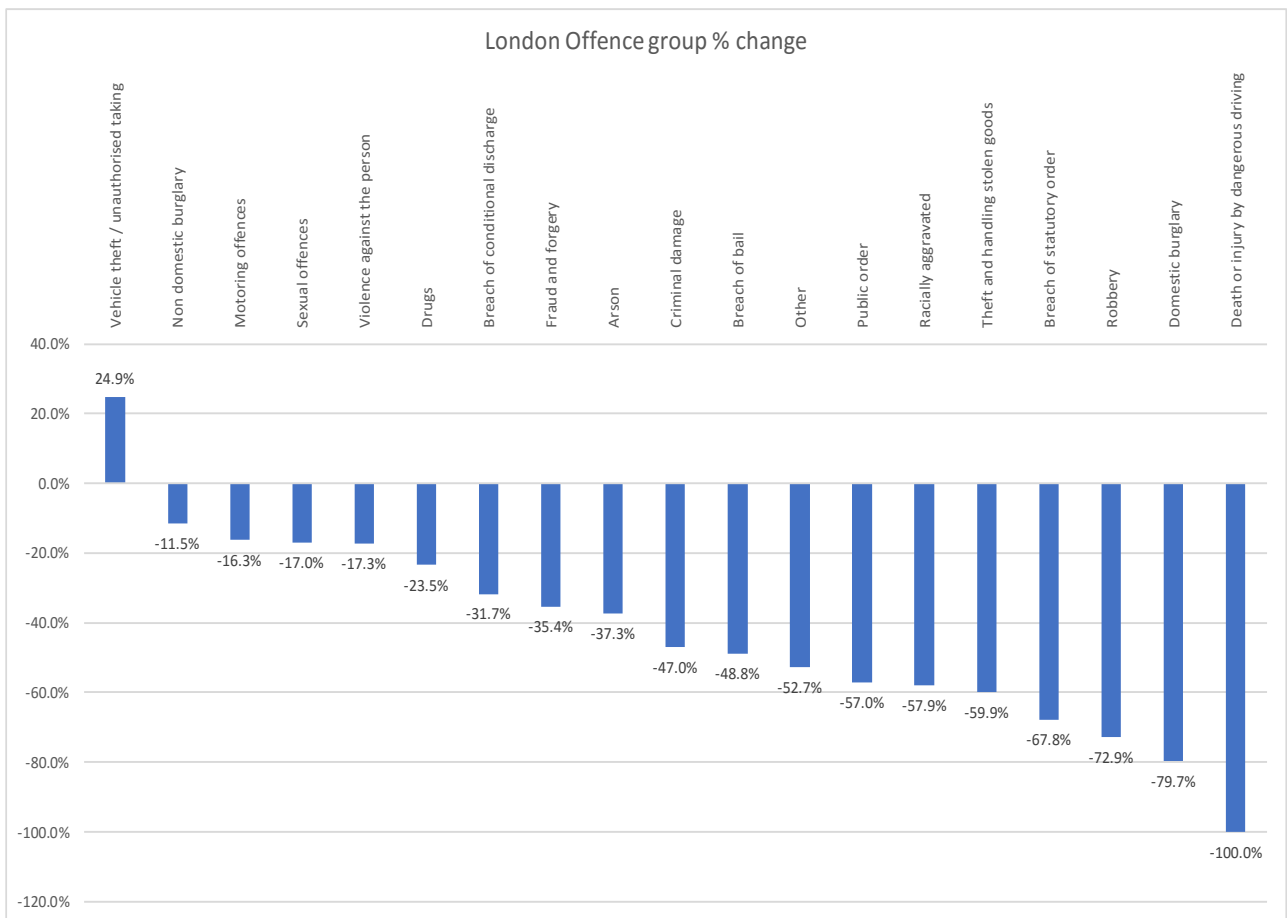
Figure 5.5: Percentage point change in the proportion of proven offences by children and young people, Barking and Dagenham, between the year ending March 2011 and March 2017



6.4 In contrast across England and Wales all offence groups have seen a decrease in the number of proven offences between 2010-11 and 2016-17. Theft and handling stolen goods, and breach of statutory order are the two offence groups to see the largest fall in since 2010-11 (both falling by 85%). See fig 5.6 overleaf.

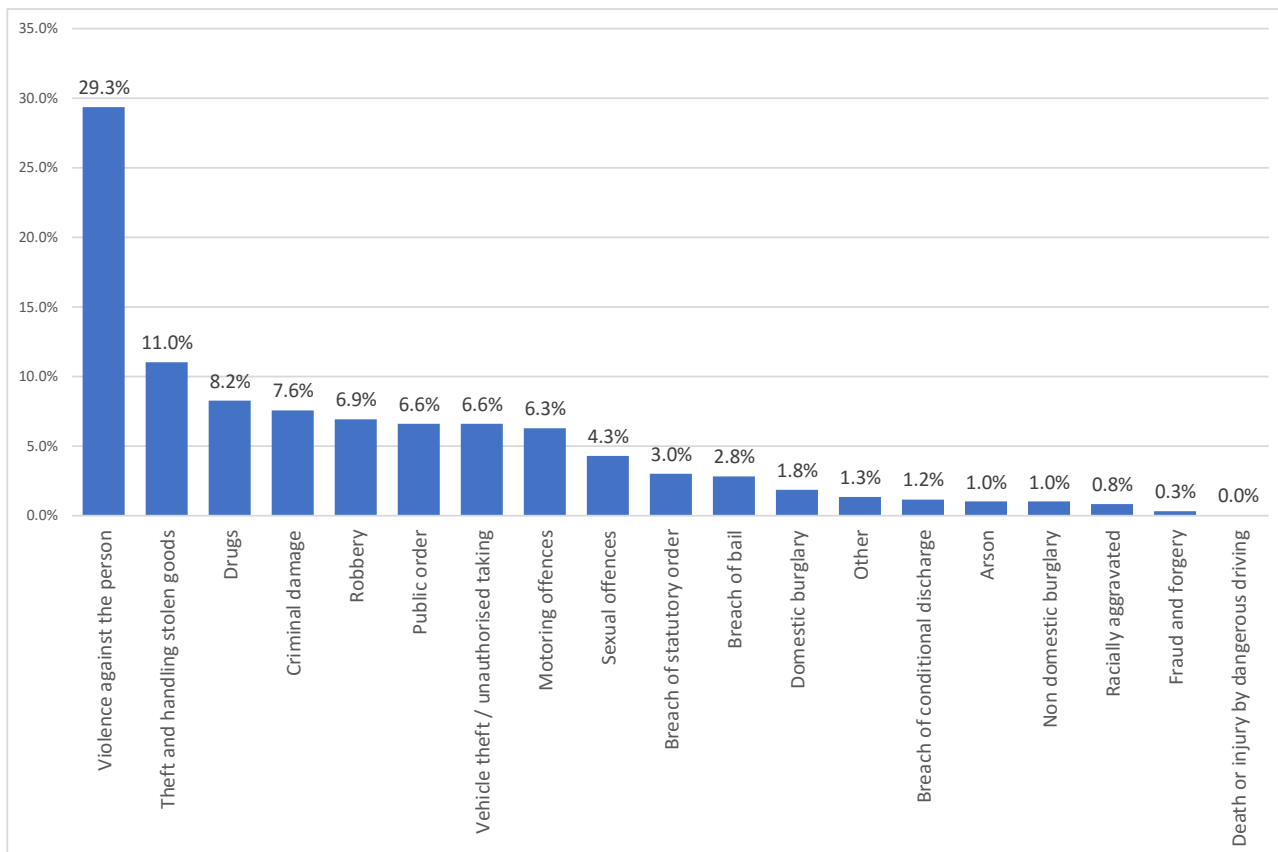


6.5 Across London decreases can be seen in every offence group between 2010-11 and 2016-17, with the exception of unauthorised taking of motor vehicle which shows a 24% increase. See fig 5.7 below



Types of offences by children and young people:

6.6 The chart below shows the proportion of proven offences committed by children and young people from Barking and Dagenham in 2016/17. As can be seen the top five are Violence Against the Person Offences, Theft and handling stolen goods, Drugs and Criminal Damage offences. See fig 5.8 below.



6.7 The top five proven offences by young people from Barking and Dagenham between 2010-11 to 2016-17 is shown below in fig 5.9:

Top 5 by volume	2010-11	2011-12	2012-13	2013-14	2014-15	2015-16	2016-17
1	VAP	VAP	VAP	VAP	VAP	VAP	VAP
2	Theft and handling stolen goods	Sexual Offences	Theft and handling stolen goods	Robbery	Theft and handling stolen goods	Theft and handling stolen goods	Theft and handling stolen goods
3	Robbery	Racially Aggravated	Robbery	Theft and Handling Stolen Goods	Drugs	Drugs	Drugs
4	Drugs	Drugs	Drugs	Drugs	Motoring Offences	Motoring Offences	Criminal Damage
5	Public Order	Other	Motoring Offences	Criminal Damage	Robbery	Robbery	Robbery

This page is intentionally left blank

COMMUNITY SAFETY PARTNERSHIP

REPORT

Subject: Burglary Data

Date: Wednesday 19 December 2018

Author: Neil Matthews, Metropolitan Police Service, Detective Superintendent

Contact: Neil.Matthews@met.pnn.police.uk

Security: [UNPROTECTED]

1. Purpose of Presenting the Report and Decisions Required

- 1.1 Members of the Community Safety Partnership (CSP) Board requested an update from the Police with regards to level and volume on burglary in Barking and Dagenham. The update is to be presented to the CSP at Decembers board meeting.
 - 1.2 The report provides an update on the volume of burglaries across the borough, data on the long term trends over the past 12 months. In addition, the MPS have provided ward data to highlight the main hotspots in Barking and Dagenham. This update outlines what is being done across the MPS to drive improvement and what work has been done to date that has generated positive outcomes.
-

2. Recommendation(s)

- 2.1 It is recommended that the Community Safety Partnership Board:
 - Note and discuss the data outlined in the report

3. List of Appendices: Appendix A: Burglary data

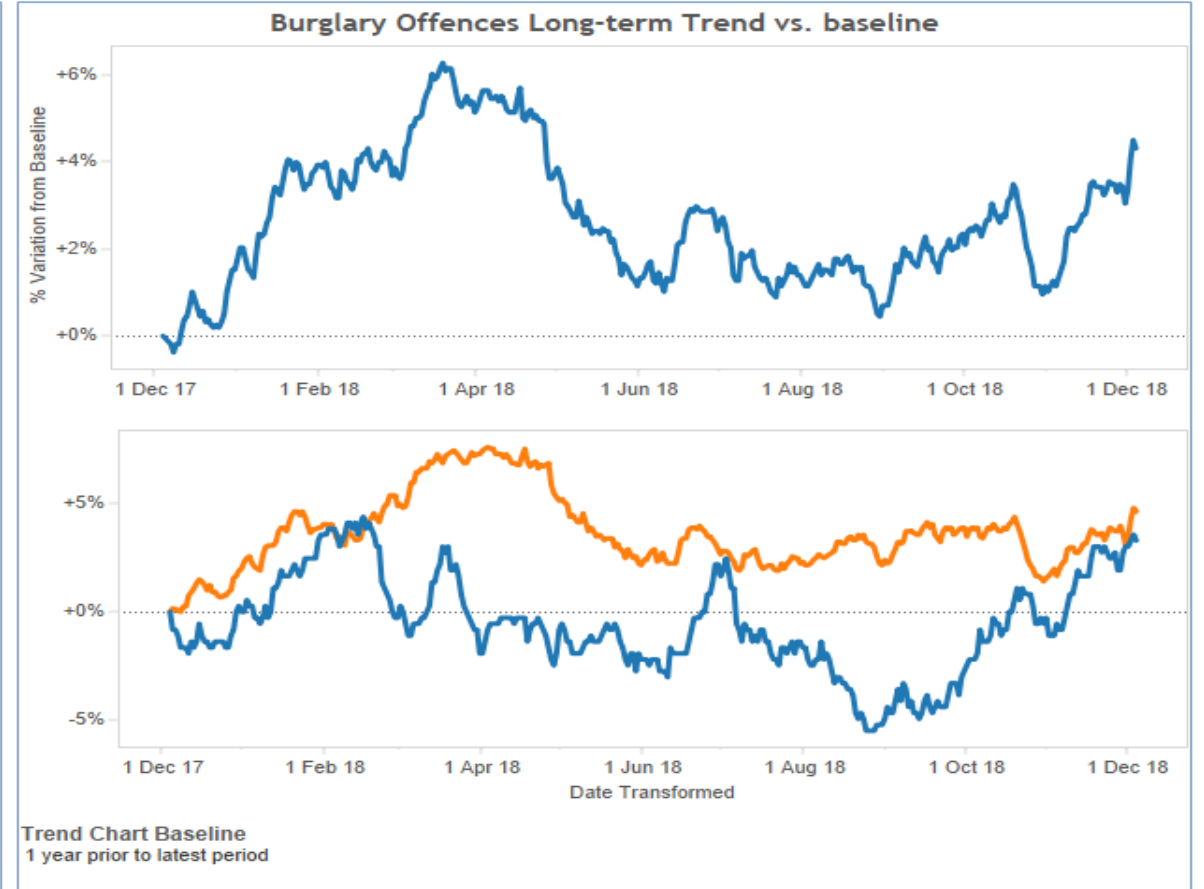
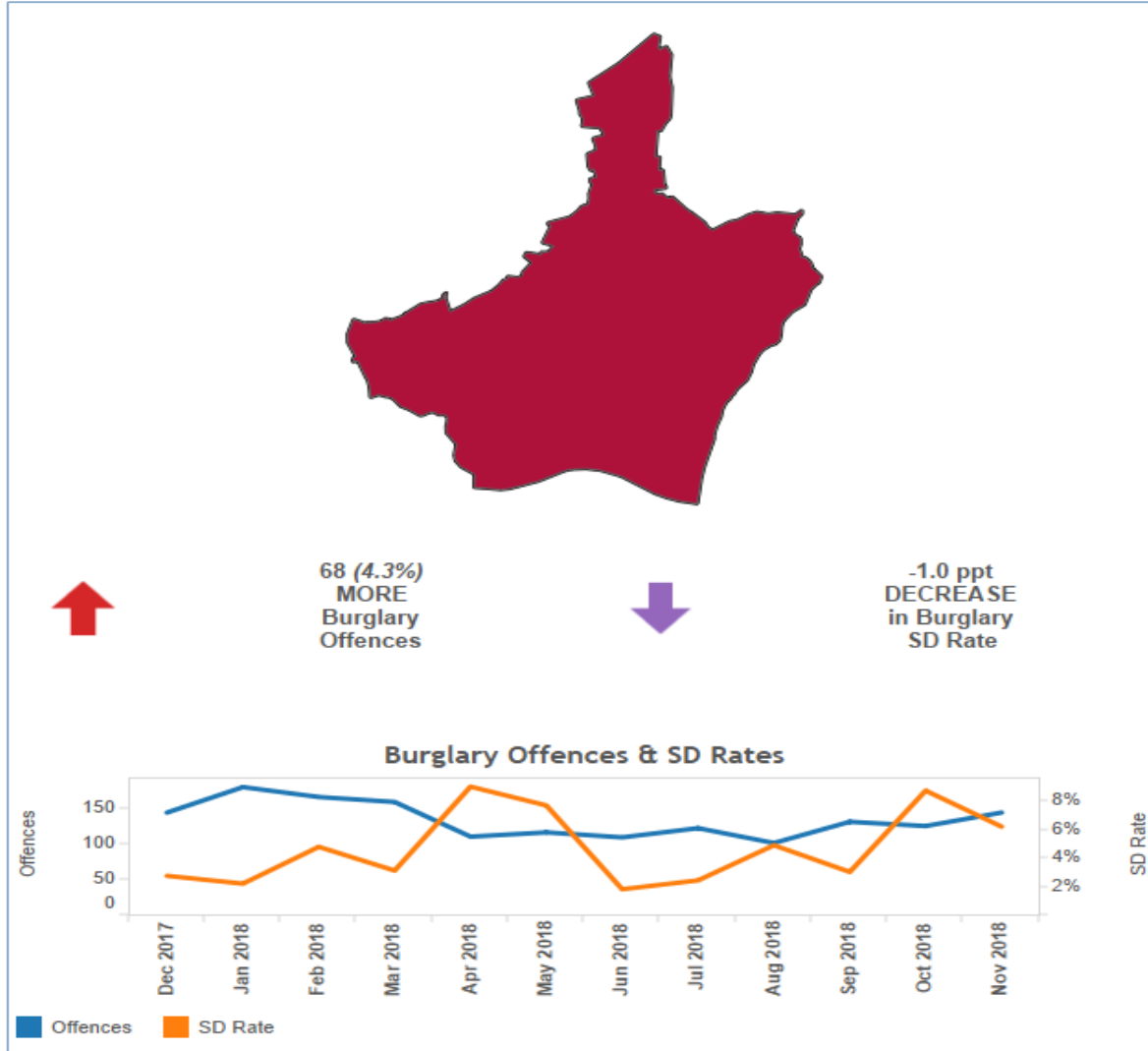
This page is intentionally left blank

Burglary B and D

Date	Volume	%	SD	Date	Volume	%	SD
01.04.18	1,651	21.90%	4.40%	24.09.18	1,607	6.80%	4.30%
02.04.18	1,651	21.90%	4.40%	29.10.18	1,593	2.80%	4.80%
09.04.18	1,659	22.30%	4.50%	05.11.18	1,595	2.60%	4.50%
16.04.18	1,653	21.90%	4.50%	12.11.18	1,614	3.70%	4.80%
23.04.18	1,652	20.60%	4.40%	19.11.18	1,629	4.50%	4.70%
30.04.18	1,629	16.40%	4.40%	26.11.18	1,627	4.20%	4.70%
08.05.18	1,613	13.60%	4.90%	03.12.18	1,637	4.80%	4.30%



Refresh Date: 5 December 2018



CAD Measures		
ASB Calls 5,051 (-20.0% Decrease)	I Calls In Target 85%	S Calls In Target 77%

October 2018 – Res Burg by ward

- **Dag 34**

- Albion 8
- Eastbrook 6
- Mayesbrook 5
- Parsoles 1
- River 5
- Village 9

- **Barking 36**

- Abbey 6
- Eastbury 6
- Gascoigne 7
- Goresbrook 5
- Longbridge 4
- Thames 8

- **Whalebone 26**

- Becontree 4
- Chadwell Heath 5
- Heath 4
- Valence 6
- Whalebone 7

What are we doing to drive improvement going forward?

- Daily review of all new burglary reports to quality assure initial investigation, identify linked series early and safeguard against risks where identified
- Regular tasking meetings and cross-border conference calls chaired by Detective Chief Inspector.
- Ongoing tasking of Met Intel analytical and FIO assets to develop intelligence into known offenders.
- Targeted media releases highlighting 'good news' and crime prevention/target hardening via local news and MPS social media
- Weekly review of hotspots and key targets to identify default patrol areas for uniformed and plain-clothes patrols
- Ongoing review of investigative processes to ensure early capture of best evidence.

Examples Of Good Work – Operation Mexico

- OCN of 20+ nominals identified in vast series of Millennium Burglaries across NE and South London, Essex, Herts and Kent responsible for believed over 200+ offences, including a significant amount across Havering, between December 2017 and February 2018.
- Following an extensive and complex investigation, 5 males have been convicted of their involvement in these offences receiving between 3.5 and 4.5 years each in custody for conspiracy to commit burglary and conspiracy to steal motor vehicles. Their arrests led to a significant reduction in offences being experienced in Havering and surrounding boroughs, which has been maintained ever since they were taken off the street.
- A further 7 offenders have recently been charged for their part in this large conspiracy and are due to appear at Snaresbrook Crown Court on the 19th December 2018.

Examples Of Good Work – Charlie Davies

- A large scale linked series of residential and non-residential burglaries across all of East Area and surrounding was identified by Priority Crime Officers where the lone male suspect, habitually wearing a hi-vis jacket, was committing opportunistic offences breaking in and stealing from within. It is believed over 30 offences over a course of within EA alone were committed by DAVIES.
- Extensive forensic submissions and CCTV work identified the suspect as Charlie DAVIES, of no fixed abode, but with strong links to the Dagenham area.
- PCT officers led a manhunt-style approach and DAVIES was eventually located and arrested in Basildon, Essex.
- Due to the high quality investigation and extensive evidence, DAVIES was successfully charged and remanded with 16 burglary offences, awaiting trial. Further linked offences continue to be identified through ongoing forensic work and the investigation to obtain charges for these continue.

Examples of Good Work – Steleo Ramadani

- Known Dagenham burglar, moped crime nominal and gang affiliate Steleo Ramadani was arrested on 10/10/2018 in relation to multiple burglaries across East Area and Kent following work by Priority Crime Team and the Violent Crime Task Force.
- Following joint work between the PCT and Kent Police, he was charged with 8 burglary offences (MPS and Kent) and is on remand at HMP Cookham Wood awaiting trial.

This page is intentionally left blank

Community Safety Partnership Board Forward Plan

Date of Meeting	Publication Date	Report Title	Presenter	Reason	Time	Item No	Item Status
Wednesday 19 December 2018	Tuesday 11 December 2018	Sub-Group Updates	Chairs of sub-groups	For Information			Covered in performance challenge session
		Safer Neighbourhood Board Update	Steve Thompson	For Information			Covered in performance challenge session
		Performance Report	Dan James	For Information			Circulated with board papers
		London CRC annual Stakeholder Survey	Steve Calder	For Information	5 mins	Item 4	Verbal Update
		Modern Slavery	Hazel North-Stephens/ Joanne Kitching	For Learning	10 mins	Item 5	Verbal Update
		Feedback from YOS inspection	Angie Fuller/ Apri Bald	For Information	5 mins	Item 6	
		Demographic Breakdown of CYP in B&D	Angie Fuller	For Information	10 mins	Item 7	
		Burglary Data	Neil Matthews	For Information	10 mins	Item 8	
		East BCU Stop & Search Monitoring Groups	Steve Thompson	For feedback	5 mins	Item 9	Verbal Update
		Crime and Disorder SA 6 monthly review	Dan James/ Jade Hodgson/ Jonathon Toy	Substantaive Item	60 mins	Item 10	
		Forward Plan	Chair	Planning	5 mins	Item 11	
		AOB	Chair	For Discussion	5 mins	Item 12	
Wednesday 27 March 2019	Tuesday 19 March 2019	Sub-Group Updates	Chairs of sub-groups	For Information			Covered in performance challenge session
		Safer Neighbourhood Board Update	Steve Thompson	For Information			Covered in performance challenge session
		Performance Report	Dan James	For Information			Circulated with board papers
		Changes to NPS and CRC	Greg Tillett/ Lucy Satchell-Day	For Information	10 mins	Item 4	Moved from Dec due to limited update, March will provide more information r.e structures etc
		Modern Slavery Update	Hazel North-Stephens/ Joanne Kitching	For Learning		Item 5	
		Early Identification of DV Cases	Hazel North-Stephens	For Learning		Item 6	
		VAWG Police Outcomes	William Hodgkinson	For Information		Item 7	
		Crime and Disorder Strategic Assessment Workshop Feedback and Plan	Dan James	For Information	15 mins	Item 8	
		Contextual Safeguarding	Apri Bald	For Information	20 mins	Item 9	
		Forward Plan	Chair	Planning	5 mins	Item 10	
AOB	Chair		5 mins	Item 11			
Wednesday 26 June 2019	Tuesday 18 June 2019	Sub-Group Updates	Chairs of sub-groups	For Information			Covered in performance challenge session
		Safer Neighbourhood Board Update	Steve Thompson	For Information			Covered in performance challenge session
		Performance Report	Dan James	For Information			Circulated with board papers
		Crime and Disorder Strategic Assessment	Dan James	Substantaive Item	60 mins	Item 4	Statutory Matter for sign off
		Forward Plan	Chair	Planning	5 mins	Item 5	
		AOB	Chair	For Discussion	5 mins	Item 6	
Wednesday 25 September 2019	Tuesday 17 September 2019	Sub-Group Updates	Chairs of sub-groups	For Information			Covered in performance challenge session
		Safer Neighbourhood Board Update	Steve Thompson	For Information			Covered in performance challenge session
		Performance Report	Dan James	For Information			Circulated with board papers
		Forward Plan	Chair	Planning	5 mins	Item 5	
		AOB	Chair		5 mins	Item 6	
01/12/2019 MEETING TO BE BOOKED	01 December 2019	Sub-Group Updates	Chairs of sub-groups	For Information			Covered in performance challenge session
		Safer Neighbourhood Board Update	Steve Thompson	For Information			Covered in performance challenge session
		Performance Report	Dan James	For Information			Circulated with board papers
		Crime and Disorder SA 6 monthly review	Dan James/ Jade Hodgson/ Jonathon Toy	Substantaive Item		Item 4	
		Forward Plan	Chair	Planning	5 mins	Item 5	
		AOB	Chair	For Discussion	5 mins	Item 6	
01/03/2020 MEETING TO BE BOOKED	01 March 2020	Sub-Group Updates	Chairs of sub-groups	For Information			Covered in performance challenge session
		Safer Neighbourhood Board Update	Steve Thompson	For Information			Covered in performance challenge session
		Performance Report	Dan James	For Information			Circulated with board papers
		Forward Plan	Chair	Planning	5 mins	Item 4	

		AOB	Chair	For Discussion	5 mins	Item 5	
01/06/2020 MEETING TO BE BOOKED	01 June 2020	Sub-Group Updates	Chairs of sub-groups	For Information			Covered in performance challenge session
		Safer Neighbourhood Board Update	Steve Thompson	For Information			Covered in performance challenge session
		Performance Report	Dan James	For Information			Circulated with board papers
		Crime and Disorder Strategic Assessment	Dan James	Substantaive Item	45 mins	Item 4	Statutory Matter for sign off
		Forward Plan	Chair	Planning	5 mins	Item 5	
		AOB	Chair	For Discussion	5 mins	Item 6	
01/09/2020 MEETING TO BE BOOKED	01 September 2020	Sub-Group Updates	Chairs of sub-groups	For Information			Covered in performance challenge session
		Safer Neighbourhood Board Update	Steve Thompson	For Information			Covered in performance challenge session
		Performance Report	Dan James	For Information			Circulated with board papers
		Forward Plan	Chair	Planning	5 mins	Item 4	
		AOB	Chair	For Discussion	5 mins	Item 5	